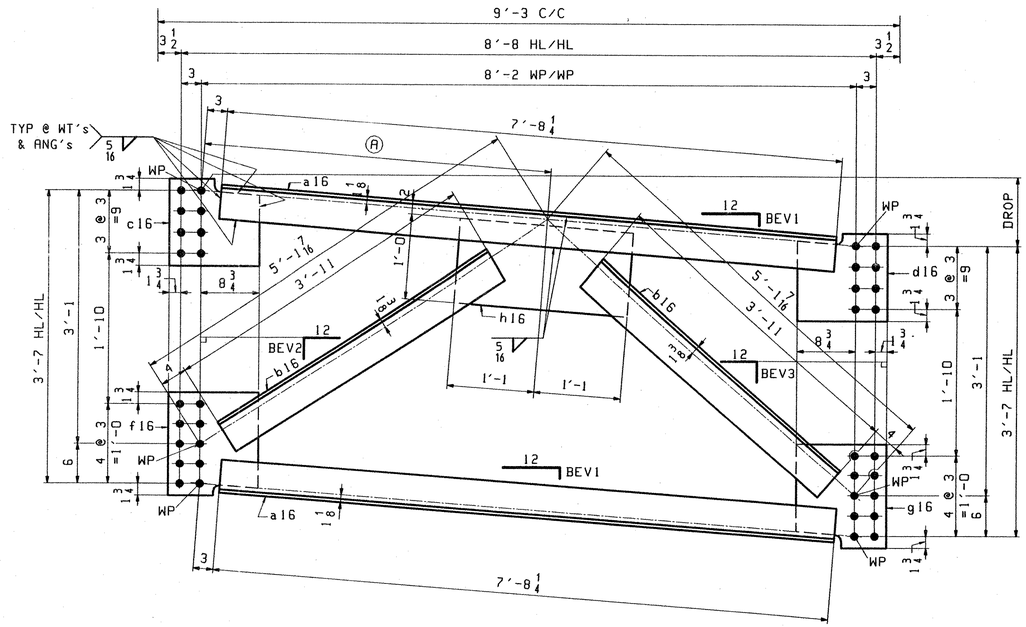

INTERMEDIATE CROSSFRAME TYPE C2

LOOKING BACK-STATION

MARK	REQ'D	DROP	Ⓐ	BEV1	BEV2	BEV3	PAINT
16CF1	10	7	4'-3 3/4	7/8	7 3/4	10 7/16	NO
16CF2	2	7	4'-3 3/4	7/8	7 3/4	10 7/16	YES
16CF3	19	7 5/16	4'-3 7/8	7/8	7 11/16	10 1/2	NO
16CF4	1	7 5/16	4'-3 7/8	7/8	7 11/16	10 1/2	YES
16CF5	21	7 5/8	4'-4	15/16	7 5/8	10 9/16	NO
16CF6	2	7 5/8	4'-4	15/16	7 5/8	10 9/16	YES
16CF7	6	7 15/16	4'-4 1/8	1	7 9/16	10 5/8	NO

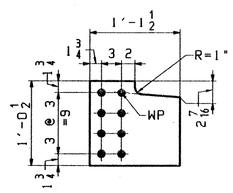

DETAIL OF c16

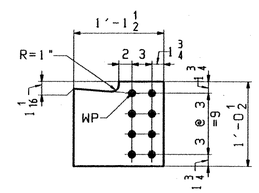

DETAIL OF d16

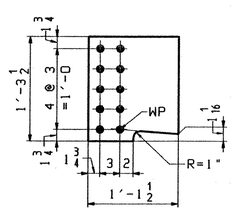

DETAIL OF f16

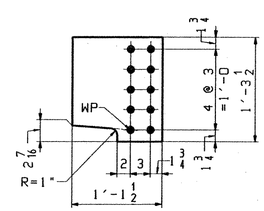

DETAIL OF g16

FOR GENERAL NOTES SEE GN1.

ABM INFO PAGE	LINE	SHIP MARK	QTY	MARK	MATERIAL	LENGTH FT	LENGTH INCHES	REMARKS	WT	PROCUREMENT NOTES
		16CF5	21		CROSSFRAME				578	
8	N		42	a16	WT 5x19.5	7	8 1/4	(M270-50WT2) (H2-3)		
8	P		42	b16	L 5x5x 1/2	3	11	(M270-50WT2) (H2-3)		
8	R		21	c16	PL 1/2x12 1/2	1	1 1/2	(M270-50WT2) (H2-3)		
8	R		21	d16	PL 1/2x12 1/2	1	1 1/2	(M270-50WT2) (H2-3)		
8	S		21	f16	PL 1/2x15 1/2	1	1 1/2	(M270-50WT2) (H2-3)		
8	S		21	g16	PL 1/2x15 1/2	1	1 1/2	(M270-50WT2) (H2-3)		
8	Q		21	h16	PL 1/2x12	2	2	(M270-50WT2) (H2-3)		
		16CF6	2		CROSSFRAME				578	
8	N		4	a16	WT 5x19.5	7	8 1/4	(M270-50WT2) (H2-3)		
8	P		4	b16	L 5x5x 1/2	3	11	(M270-50WT2) (H2-3)		
8	R		2	c16	PL 1/2x12 1/2	1	1 1/2	(M270-50WT2) (H2-3)		
8	R		2	d16	PL 1/2x12 1/2	1	1 1/2	(M270-50WT2) (H2-3)		
8	S		2	f16	PL 1/2x15 1/2	1	1 1/2	(M270-50WT2) (H2-3)		
8	S		2	g16	PL 1/2x15 1/2	1	1 1/2	(M270-50WT2) (H2-3)		
8	Q		2	h16	PL 1/2x12	2	2	(M270-50WT2) (H2-3)		
		16CF7	6		CROSSFRAME				578	
8	N		12	a16	WT 5x19.5	7	8 1/4	(M270-50WT2) (H2-3)		
8	P		12	b16	L 5x5x 1/2	3	11	(M270-50WT2) (H2-3)		
8	R		6	c16	PL 1/2x12 1/2	1	1 1/2	(M270-50WT2) (H2-3)		
8	R		6	d16	PL 1/2x12 1/2	1	1 1/2	(M270-50WT2) (H2-3)		
8	S		6	f16	PL 1/2x15 1/2	1	1 1/2	(M270-50WT2) (H2-3)		
8	S		6	g16	PL 1/2x15 1/2	1	1 1/2	(M270-50WT2) (H2-3)		
8	Q		6	h16	PL 1/2x12	2	2	(M270-50WT2) (H2-3)		

ABM INFO PAGE	LINE	SHIP MARK	QTY	MARK	MATERIAL	LENGTH FT	LENGTH INCHES	REMARKS	WT	PROCUREMENT NOTES
		16CF1	10		CROSSFRAME				578	
8	N		20	a16	WT 5x19.5	7	8 1/4	(M270-50WT2) (H2-3)		
8	P		20	b16	L 5x5x 1/2	3	11	(M270-50WT2) (H2-3)		
8	R		10	c16	PL 1/2x12 1/2	1	1 1/2	(M270-50WT2) (H2-3)		
8	R		10	d16	PL 1/2x12 1/2	1	1 1/2	(M270-50WT2) (H2-3)		
8	S		10	f16	PL 1/2x15 1/2	1	1 1/2	(M270-50WT2) (H2-3)		
8	S		10	g16	PL 1/2x15 1/2	1	1 1/2	(M270-50WT2) (H2-3)		
8	Q		10	h16	PL 1/2x12	2	2	(M270-50WT2) (H2-3)		
		16CF2	2		CROSSFRAME				578	
8	N		4	a16	WT 5x19.5	7	8 1/4	(M270-50WT2) (H2-3)		
8	P		4	b16	L 5x5x 1/2	3	11	(M270-50WT2) (H2-3)		
8	R		2	c16	PL 1/2x12 1/2	1	1 1/2	(M270-50WT2) (H2-3)		
8	R		2	d16	PL 1/2x12 1/2	1	1 1/2	(M270-50WT2) (H2-3)		
8	S		2	f16	PL 1/2x15 1/2	1	1 1/2	(M270-50WT2) (H2-3)		
8	S		2	g16	PL 1/2x15 1/2	1	1 1/2	(M270-50WT2) (H2-3)		
8	Q		2	h16	PL 1/2x12	2	2	(M270-50WT2) (H2-3)		
		16CF3	19		CROSSFRAME				578	
8	N		38	a16	WT 5x19.5	7	8 1/4	(M270-50WT2) (H2-3)		
8	P		38	b16	L 5x5x 1/2	3	11	(M270-50WT2) (H2-3)		
8	R		19	c16	PL 1/2x12 1/2	1	1 1/2	(M270-50WT2) (H2-3)		
8	R		19	d16	PL 1/2x12 1/2	1	1 1/2	(M270-50WT2) (H2-3)		
8	S		19	f16	PL 1/2x15 1/2	1	1 1/2	(M270-50WT2) (H2-3)		
8	S		19	g16	PL 1/2x15 1/2	1	1 1/2	(M270-50WT2) (H2-3)		
8	Q		19	h16	PL 1/2x12	2	2	(M270-50WT2) (H2-3)		
		16CF4	1		CROSSFRAME				578	
8	N		2	a16	WT 5x19.5	7	8 1/4	(M270-50WT2) (H2-3)		
8	P		2	b16	L 5x5x 1/2	3	11	(M270-50WT2) (H2-3)		
8	R		1	c16	PL 1/2x12 1/2	1	1 1/2	(M270-50WT2) (H2-3)		
8	R		1	d16	PL 1/2x12 1/2	1	1 1/2	(M270-50WT2) (H2-3)		
8	S		1	f16	PL 1/2x15 1/2	1	1 1/2	(M270-50WT2) (H2-3)		
8	S		1	g16	PL 1/2x15 1/2	1	1 1/2	(M270-50WT2) (H2-3)		
8	Q		1	h16	PL 1/2x12	2	2	(M270-50WT2) (H2-3)		

RECEIVED
CK'D BY DV OK'D BY
AUG 26 2002
RESUBMIT APPROVED
BY RRW DATE 9-17-02

REV.	REMARKS	DATE	DWN	CHK	APP	Q.A.	NO.	DIA.	LGT	TYPE	WASHER
	OUT FOR APPROVAL	8-23-02									
	OUT FOR APPROVAL										
	ISSUED TO SHOP										
	FIELD & OFFICE										

MATERIAL: M270-50W
ELECTRODES:
HOLES: 15/16"Ø (UN)
SHOP BOLTS: 7/8"Ø A325-3

SURFACE PREP. & PAINT:
-STEEL WITHIN 10'-0 ENDS OF GIRDERS SHALL BE PAINTED (SEE GN1)
-ALL OTHER STEEL SHALL BE BLAST CLEANED AND LEFT UNPAINTED.

DESCRIPTION: CROSSFRAMES
JOB: VT RTE 9 OVER THE DEERFIELD RIVER
BRIDGE NO. 25
SEARSBURG, VERMONT
CONTRACTOR: J.A. McDONALD
TENSOR 2241
PROJ NO. PROJ. NHF 010-1(18)
CUSTOMER: VERMONT AGENCY OF TRANSPORTATION

DRAWN BY	VWJ
DATE	08/06
CHKD BY	
DO	08/12
APPROV BY	
SUPERVISOR	W. J. GATTI
Q.A.	

CASCO BAY STEEL STRUCTURES, INC.
75 SPRING HILL ROAD SACO, MAINE 04072
PHONE (207) 282-7360 FAX. (207) 282-1179

JOB NO. 165
DRG. NO. 16
REV.

624-BR-25-SS16