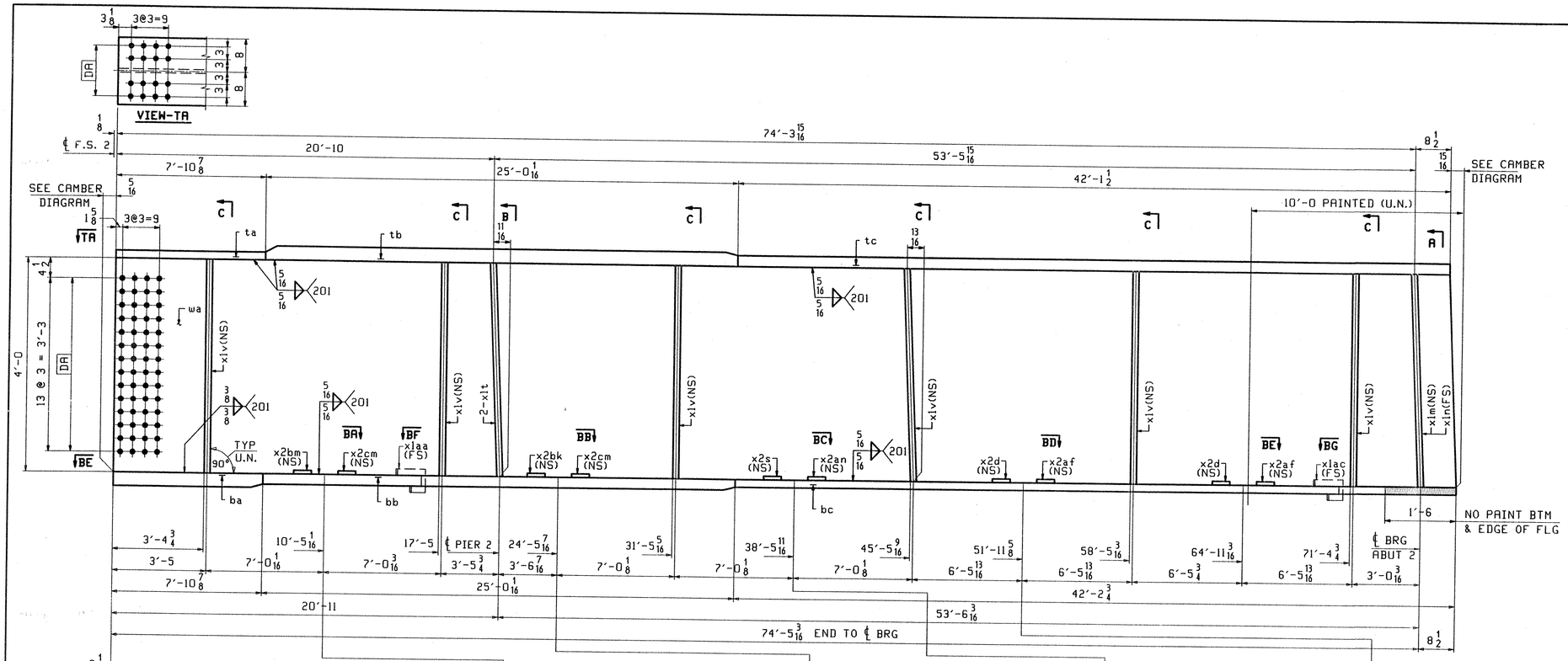

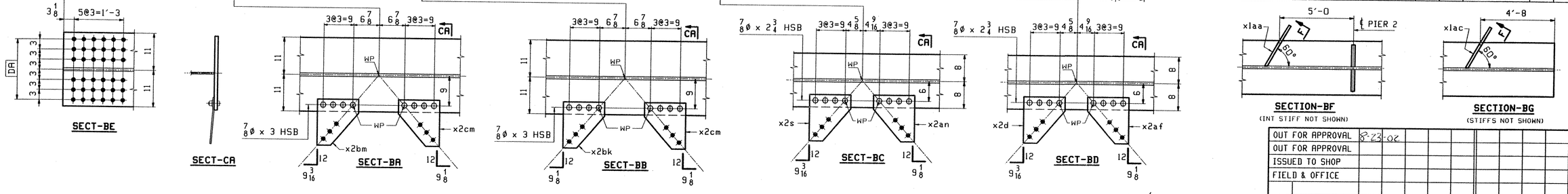

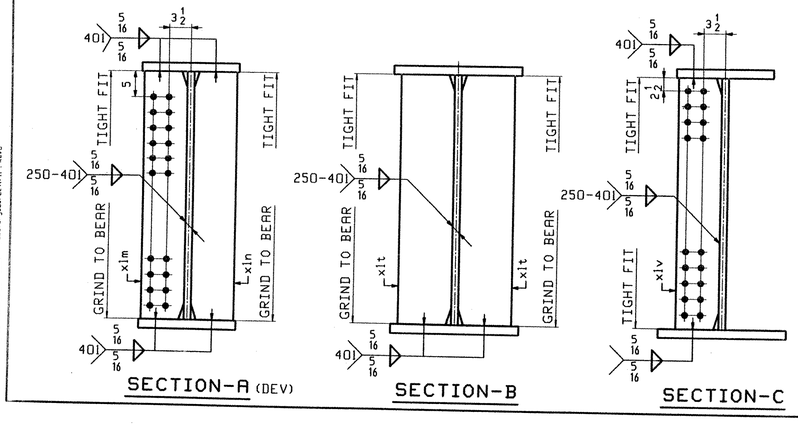

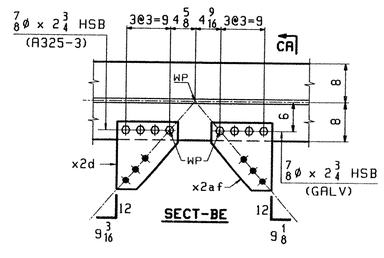

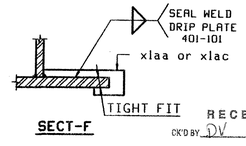

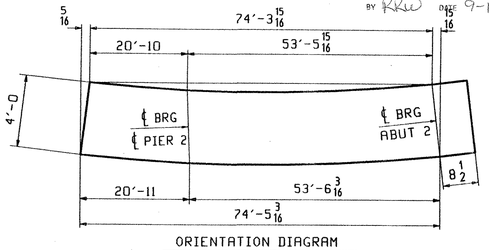

ORIENTATION DIAGRAM
FOR CAMBER SEE SHEET C3

ONE - GIRDER - G1C (DEV)

1. FOR GIRDER STANDARD DETAILS SEE DWG. X1 & X2.
2. FOR CAMBER DIAGRAM SEE DWG. C3.
3. FOR FLANGE DIAGRAM SEE DWG. F3.
4. FOR GENERAL NOTES SEE SHT. GN1.

RECEIVED
AUG 26 2002
RESUBMIT BY RKW DATE 9-17-02
APPROVED

BILL OF MATERIAL

ABM INFO PAGE	LINE	SHIP MARK	QTY	MARK	MATERIAL	LENGTH FT	LENGTH INCHES	REMARKS	WT	PROCUREMENT NOTES
		GIC	1		GIRDER				17936	
5	J		1	wa	PL 1/2x49 13/16	75	1 11/16	(M270-50WT2) (H2-3)		
4	U		1	ta	PL 7/8x16	7	10 7/8	(M270-50WT2) (H2-3)		
2	Q		1	tb	PL 1 1/4x22	25	0 1/16	(M270-50WT2) (H2-3)		
3	E		1	tc	PL 1x16	42	1 1/2	(M270-50WT2) (H2-3)		
1	N		1	ba	PL 1 1/2x22	7	10 7/8	(M270-50WT2) (H2-3)		
2	Q		1	bb	PL 1 1/4x22	25	0 1/16	(M270-50WT2) (H2-3)		
3	E		1	bc	PL 1x16	42	2 3/4	(M270-50WT2) (H2-3)		
7	R		6	x1v	PL 1/2x8	4	0	(M270-50WT2) (H2-3)		
7	P		2	x1t	PL 1x10	4	0	(M270-50WT2) (H2-3)		
7	N		1	x1m	PL 1x8	4	0	(M270-50WT2) (H2-3)		
7	N		1	x1n	PL 1x8	4	0	(M270-50WT2) (H2-3)		
7	V		1	x2bm	PL 3/8x12 1/2	1	2 1/2	BENT		
7	V		2	x2cm	PL 3/8x12 1/2	1	2 1/2	BENT		
7	V		1	x2bk	PL 3/8x12 1/2	1	2 1/2	BENT		
7	V		1	x2s	PL 3/8x12 1/2	1	2 1/2	BENT		
7	V		1	x2an	PL 3/8x12 1/2	1	2 1/2	BENT		
7	V		2	x2d	PL 3/8x12 1/2	1	2 1/2	BENT		
7	V		2	x2af	PL 3/8x12 1/2	1	2 1/2	BENT		
7	T		1	x1aa	PL 1/4x3 1/4	1	2 7/16			
7	T		1	x1ac	PL 1/4x3	0	11			
9	M		20		7/8 ø HSB	0	2 3/4	(A325-3)		
9	N		16		7/8 ø HSB	0	3	(A325-3)		
9	R		36		7/8 ø HSW			(F436W)		
9	C		4		7/8 ø HSB	0	2 3/4	(A325-1) GALV		
9	G		4		7/8 ø HSW			(F436) GALV		

JOB NO.: | DRAWING NO.: 11 | REV.:

REV.	REMARKS	DATE	DWN	CHK	APP	Q.A.	NO.	DIA.	LGT	TYPE	WASHER
	OUT FOR APPROVAL	8-23-02									
	OUT FOR APPROVAL										
	ISSUED TO SHOP										
	FIELD & OFFICE										

MATERIAL: M270-50W
ELECTRODES:
HOLES: 15/16"ø (UN)
SHOP BOLTS: AS NOTED

SURFACE PREP. & PAINT:
-STEEL WITHIN 10'-0 ENDS OF GIRDERS SHALL BE PAINTED (SEE GN1)
-ALL OTHER STEEL SHALL BE BLAST CLEANED AND LEFT UNPAINTED.

DESCRIPTION: GIRDER - GIC
JOB: VT RTE 9 OVER THE DEERFIELD RIVER
BRIDGE NO. 25
SEARSBURG, VERMONT
CONTRACTOR: J.A. McDONALD
PROJ NO. PROJ. NHF 010-1(18)
CUSTOMER: VERMONT AGENCY OF TRANSPORTATION

	DRAWN BY	DATE
	ATD	08/14
	CHKD BY	
	DO	08/15
	APPROV BY	
	SUPERVISOR	W. J. GATTI
	Q.A.	

CASCO BAY STEEL STRUCTURES, INC.
75 SPRING HILL ROAD SACO, MAINE 04072
PHONE (207) 282-7360 FAX. (207) 282-1179

JOB NO. 165 | DRG. NO. 11 | REV.

624 BR25-SS11