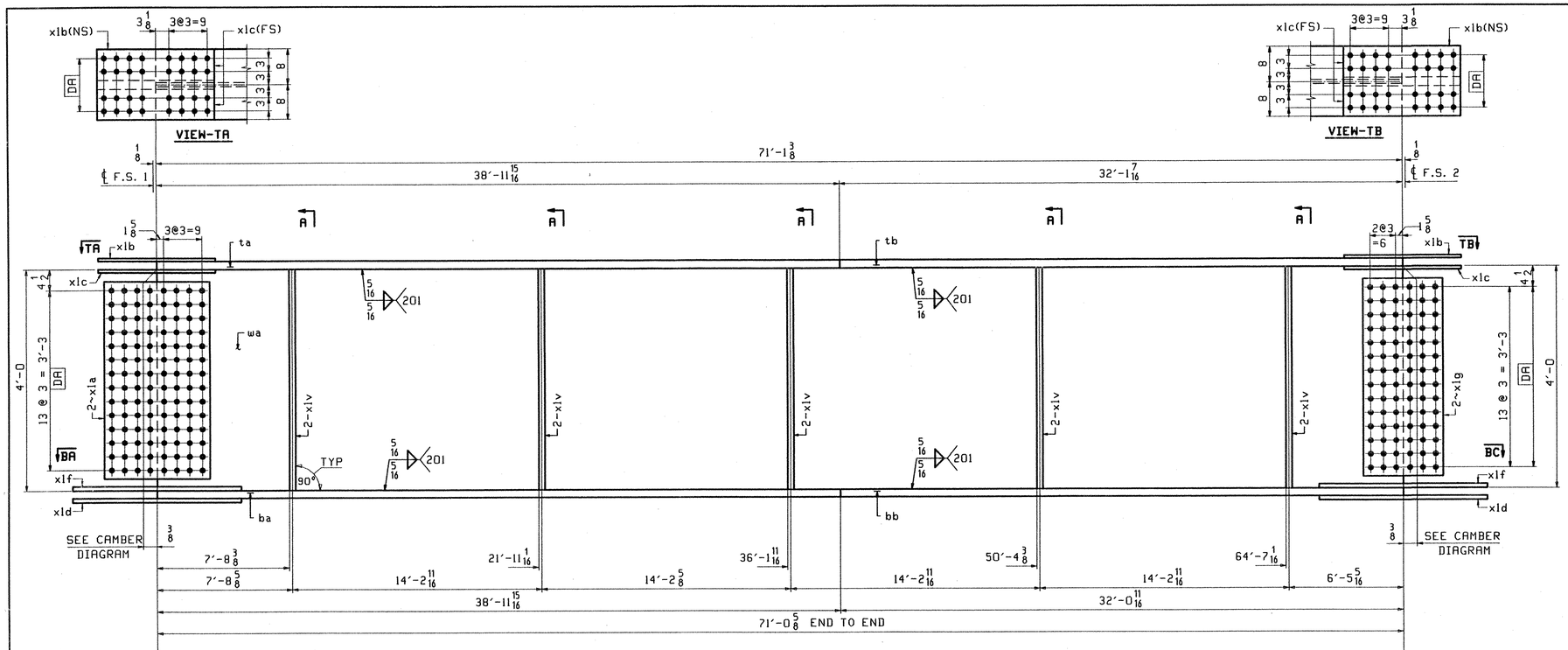

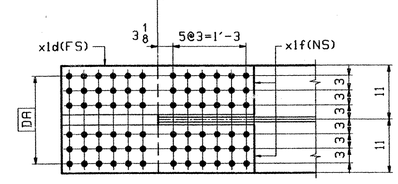

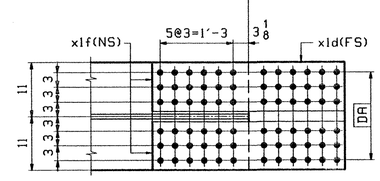

ONE - GIRDER - G3B (DEV)

1. FOR GIRDER STANDARD DETAILS SEE DWG. X1 & X2.
2. FOR CAMBER DIAGRAM SEE DWG. C2.
3. FOR FLANGE DIAGRAM SEE DWG. F2.
4. FOR GENERAL NOTES SEE SHT. GN1.

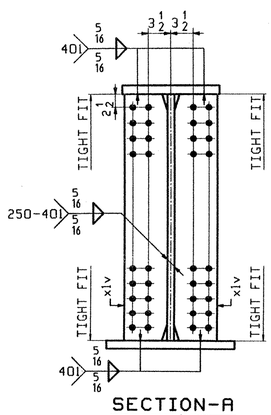

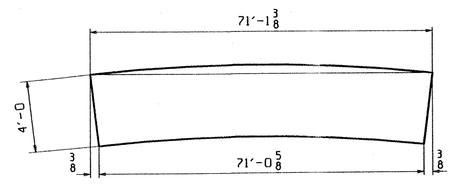

ORIENTATION DIAGRAM
FOR CAMBER SEE SHEET C2

ABM INFO		SHIP	BILL OF MATERIAL					JOB NO.	DRAWING NO.	REV.
									8	
PAGE	LINE	MARK	QTY	MARK	MATERIAL	LENGTH FT	LENGTH INCHES	REMARKS	WT	PROCUREMENT NOTES
		G3B	1		GIRDER				18168	
5	N		1	wa	PL 1/2x49 13/16	71	1 3/8	(M270-50WT2) (H2-3)		
3	Y		1	ta	PL 7/8x16	38	11 15/16	(M270-50WT2) (H2-3)		
4	E		1	tb	PL 7/8x16	32	1 7/16	(M270-50WT2) (H2-3)		
1	Y		1	ba	PL 1 1/4x22	38	11 15/16	(M270-50WT2) (H2-3)		
2	G		1	bb	PL 1 1/4x22	32	0 11/16	(M270-50WT2) (H2-3)		
7	B		2	x1a	PL 1/2x43	2	1	(M270-50WT2) (H2-3)		
7	F		2	x1b	PL 1/2x16	2	3 1/2	(M270-50WT2) (H2-3)		
7	G		4	x1c	PL 9/16x7 1/4	2	3 1/2	(M270-50WT2) (H2-3)		
7	H		2	x1d	PL 3/4x22	3	3 1/2	(M270-50WT2) (H2-3)		
7	J		4	x1f	PL 7/8x10 1/4	3	3 1/2	(M270-50WT2) (H2-3)		
7	C		2	x1g	PL 1/2x43	1	7	(M270-50WT2) (H2-3)		
7	R		10	x1v	PL 1/2x8	4	0	(M270-50WT2) (H2-3)		

RECEIVED
CK'D BY DV CK'D BY
AUG 26 2002
RESUBMIT APPROVED ✓
BY RRW DATE 9-17-02

REV.	REMARKS	DATE	DWN	CHK	APP	Q.A.	NO.	DIA.	LGT	TYPE	WASHER
	OUT FOR APPROVAL	8-23-02									
	OUT FOR APPROVAL										
	ISSUED TO SHOP										
	FIELD & OFFICE										

MATERIAL:	ELECTRODES:	HOLES:	SHOP BOLTS:
M270-50W		15/16"Ø (UN)	AS NOTED

SURFACE PREP. & PAINT:
-STEEL WITHIN 10'-0 ENDS OF GIRDERS SHALL BE PAINTED (SEE GN1)
-ALL OTHER STEEL SHALL BE BLAST CLEANED AND LEFT UNPAINTED.

DESCRIPTION: GIRDER - G3B

JOB: VT RTE 9 OVER THE DEERFIELD RIVER
BRIDGE NO. 25
SEARSBURG, VERMONT
CONTRACTOR: J.A. McDONALD

TENSOR 2241

PROJ NO. PROJ. NHF 010-1(18)

CUSTOMER: VERMONT AGENCY OF TRANSPORTATION

	DATE
DRAWN BY ATD	08/15
CHKD BY	
DO	08/19
APPROV BY	
SUPERVISOR W. J. GATTI	
Q.A.	

CASCO BAY STEEL STRUCTURES, INC.
75 SPRING HILL ROAD SACO, MAINE 04072
PHONE (207) 282-7360 FAX. (207) 282-1179

JOB NO. 165 DRG. NO. 8 REV. △

621-B225-SS8