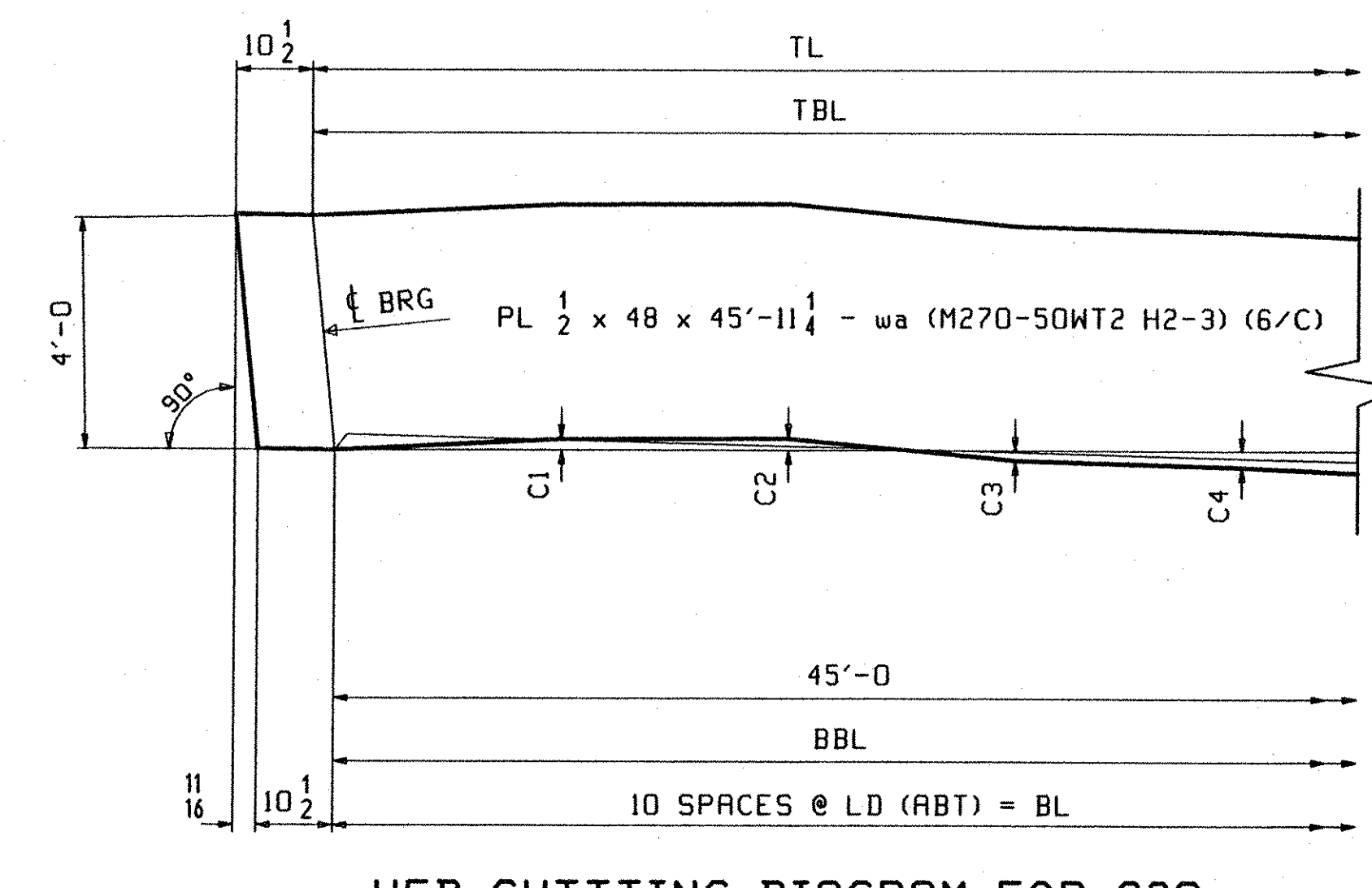
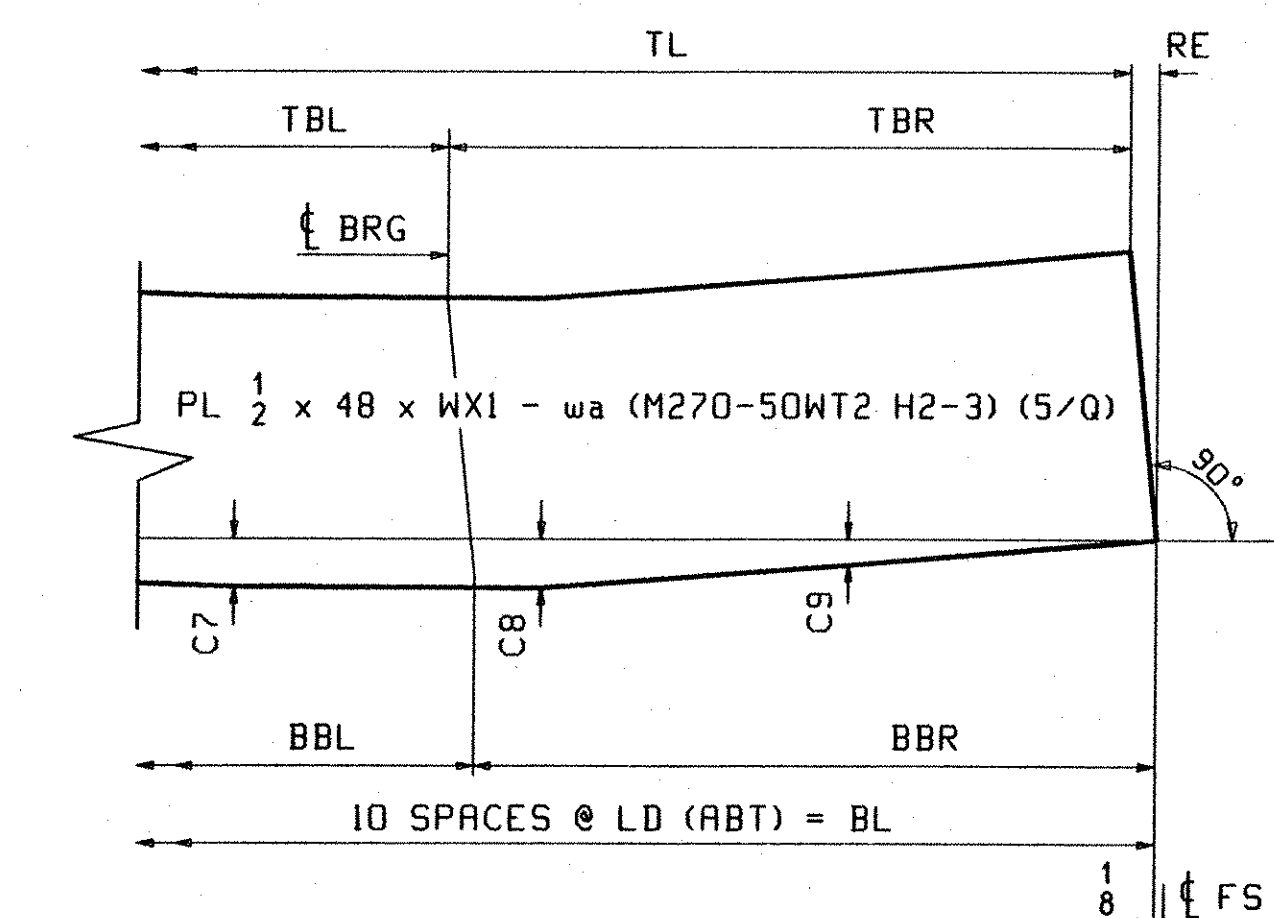


WEB CUTTING DIAGRAM FOR G1A, G2A & G3A

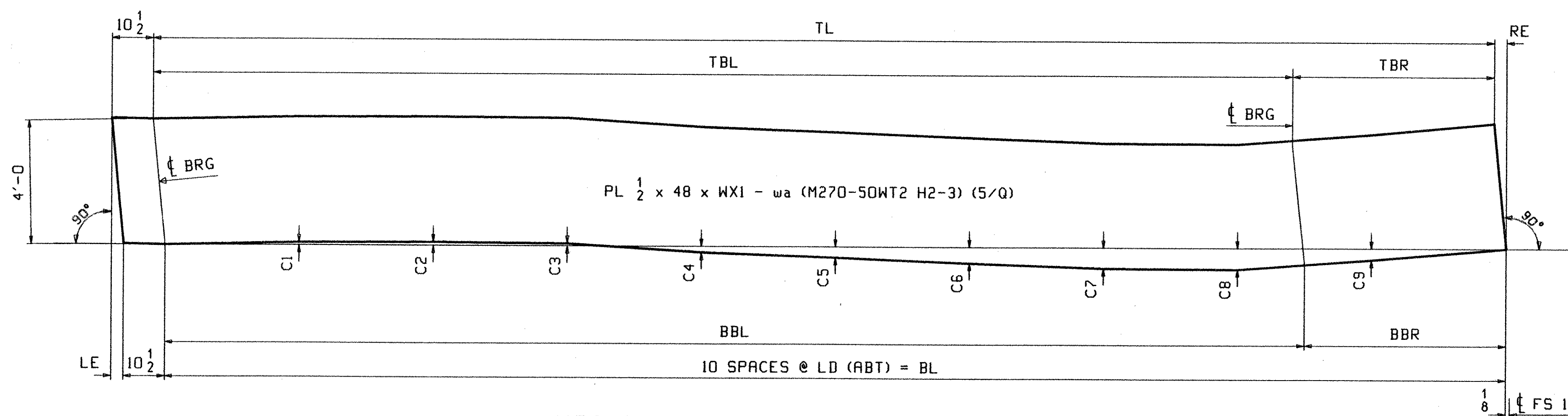
MARK	TL	BL	RE	WL2	WX2	SP1	TBL	TBR	BBL	BBR	LD	C1	C2	C3	C4	C5	C6	C7	C8	C9	PG/LINE
G1A	90'-0 ³ / ₁₆	89'-11 ⁷ / ₈	³ / ₈	44'-11 ⁷ / ₈	44'-11 ⁷ / ₈	11 ¹ / ₁₆	63'-6 ³ / ₄	26'-5 ⁷ / ₁₆	63'-6 ¹⁵ / ₁₆	26'-4 ¹⁵ / ₁₆	9'-0	³ / ₁₆	³ / ₁₆	¹ / ₁₆	¹ / ₄	11 ¹ / ₁₆	¹ / ₄	¹ / ₄	¹ / ₈	⁹ / ₁₆	5 / U
G2A	84'-6 ⁵ / ₈	84'-6 ¹ / ₄	⁵ / ₁₆	39'-6 ¹ / ₄	39'-6 ¹ / ₄	³ / ₄	62'-11 ³ / ₁₆	21'-7 ⁷ / ₁₆	62'-11 ³ / ₈	21'-6 ⁷ / ₈	8'-5 ³ / ₈	¹ / ₄	¹ / ₄	³ / ₁₆	¹ / ₁₆	⁹ / ₁₆	1	⁹ / ₁₆	⁷ / ₁₆	11 ¹ / ₁₆	5 / Y
G3A	87'-2 ⁷ / ₁₆	87'-2 ¹ / ₁₆	⁵ / ₁₆	42'-2 ¹ / ₁₆	42'-2 ¹ / ₁₆	¹⁵ / ₁₆	62'-4	24'-10 ⁷ / ₁₆	62'-4 ³ / ₁₆	24'-9 ⁷ / ₈	8'-8 ⁵ / ₈	³ / ₁₆	¹ / ₈	¹ / ₁₆	⁷ / ₁₆	⁷ / ₈	³ / ₈	¹⁵ / ₁₆	⁷ / ₁₆	11 ¹ / ₁₆	5 / W



WEB CUTTING DIAGRAM FOR G3A



WEB CUTTING DIAGRAM FOR G5A



WEB CUTTING DIAGRAM FOR G4A & G5A

MARK	TL	BL	LE	RE	WX1	TBL	TBR	BBL	BBR	LD	C1	C2	C3	C4	C5	C6	C7	C8	C9
G4A	76'-9 ⁹ / ₁₆	76'-9 ¹ / ₄	11 ¹ / ₁₆	³ / ₈	77'-8 ⁷ / ₁₆	61'-9 ¹ / ₈	15'-0 ⁷ / ₁₆	61'-9 ⁵ / ₁₆	14'-11 ¹⁵ / ₁₆	7'-8 ¹ / ₈	³ / ₁₆	¹ / ₄	³ / ₁₆	0	⁵ / ₁₆	⁵ / ₈	1	³ / ₈	³ / ₄
G5A	76'-8	76'-7 ¹³ / ₁₆	⁵ / ₈	⁷ / ₁₆	77'-6 ¹⁵ / ₁₆	61'-2 ⁹ / ₁₆	15'-5 ⁷ / ₁₆	61'-2 ¹³ / ₁₆	15'-5	7'-8	¹ / ₈	¹ / ₈	0	¹ / ₄	¹ / ₂	⁷ / ₈	³ / ₁₆	¹ / ₂	³ / ₄

NOTES:

- FOR GENERAL NOTES AND WELD DETAIL WA SEE SHT. GNI.
- H2-3 DENOTES MATERIAL SUBJECT TO CHARPY V-NOTCH TEST AT H FREQ. FOR ZONE 2 OF 15lbs @ 40 °F

RECEIVED
 OK'D BY *DV* OK'D BY _____
 AUG 26 2002
 RESUBMIT _____ APPROVED _____
 BY *RW* DATE 9-17-02

OUT FOR APPROVAL	8-21-02																				
OUT FOR APPROVAL																					
ISSUED TO SHOP																					
FIELD & OFFICE																					
REV.	REMARKS	DATE	DWN	CHK	APP	Q.A.	NO.	DIA.	LGT	TYPE	WASHER										
MATERIAL:	ELECTRODES:	HOLES:		SHOP BOLTS:																	
M270-50W																					
SURFACE PREP. & PAINT: -STEEL WITHIN 10'-0 ENDS OF GIRDERS SHALL BE PAINTED (SEE GNI) -ALL OTHER STEEL SHALL BE BLAST CLEANED AND LEFT UNPAINTED.																					
DESCRIPTION: CAMBER DIAGRAM "A" GIRDERS												DRAWN BY	DATE								
JOB: VT RTE 9 OVER THE DEERFIELD RIVER												ATD	07/31								
BRIDGE NO. 25												CHKD BY									
SEARSBURG, VERMONT												DO	08/09								
CONTRACTOR: J.A. McDONALD												APPROV BY									
PROJ NO. PROJ. NHF 010-1(18)												SUPERVISOR	H. J. GATTI								
CUSTOMER: VERMONT AGENCY OF TRANSPORTATION												Q.A.									
CASCO BAY STEEL STRUCTURES, INC.												JOB NO.	DRG. NO.								
75 SPRING HILL ROAD SACO, MAINE 04072												165	C1								
PHONE (207) 282-7360 FAX. (207) 282-1179												REV.	△								