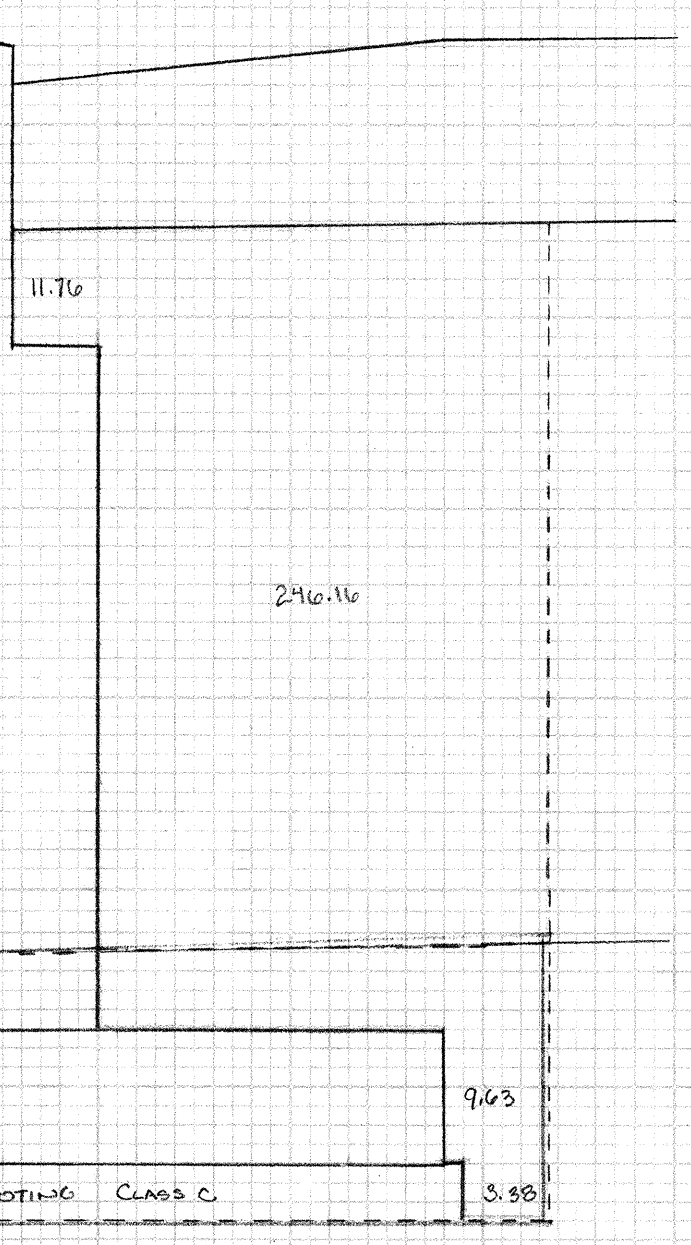


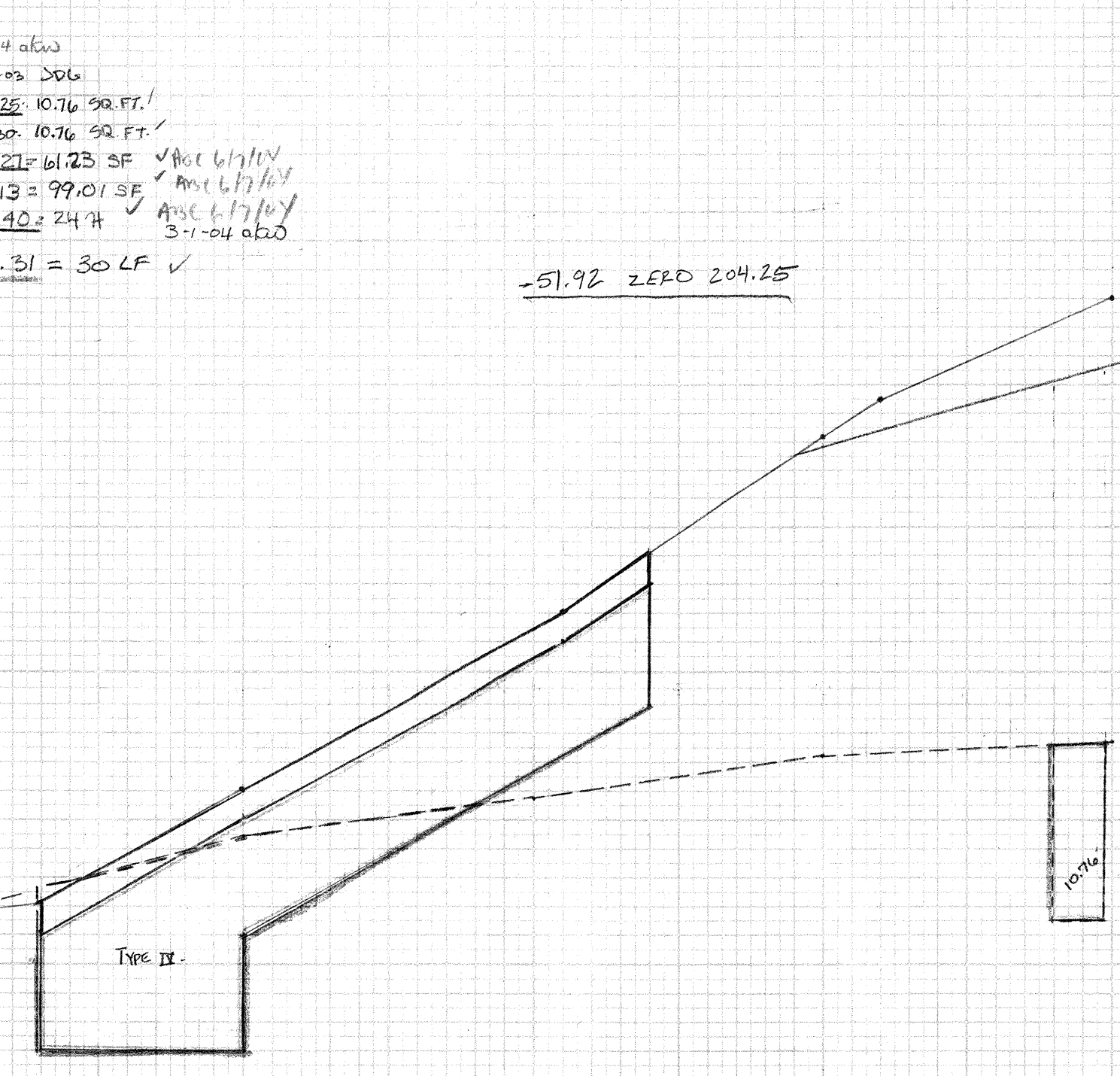
STA - 21 - ZERO GEOTEXTILE SCALE 1:5
- 21 - ZERO STONEFILL

FINAL SURVEY
DATE: _____
BY: _____
REVISIONS:
NO. DATE DESCRIPTION
DATE: _____
BY: _____
REVISIONS:
NO. DATE DESCRIPTION

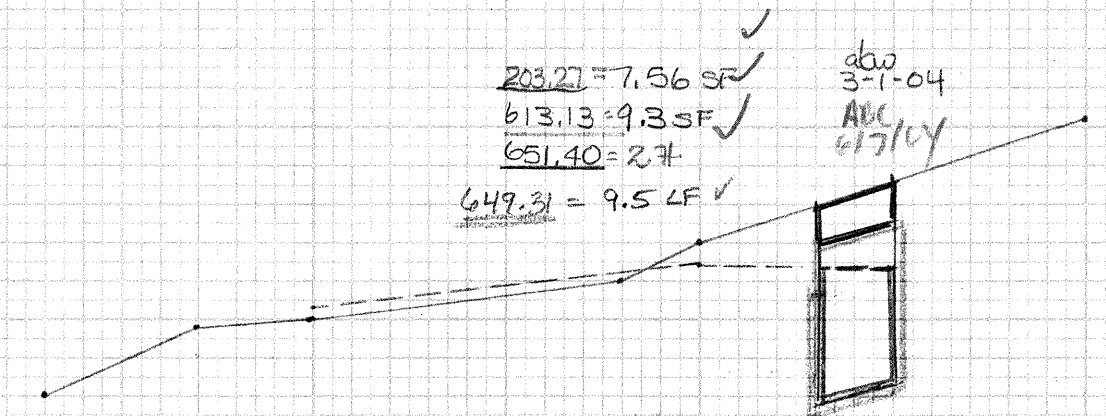
3-1-04 OK'd
8/25-02 SDG
158.19 SF
204.25 = 151.71 + 8.25 + 107.76 SQ. FT.
204.30 = 246.16 + 11.76 + 9.63 + 3.96 + 3.96 + 11.05 + 27.99 SQ. FT.
203.27 = 73.43 SF
613.13 = 109.47 SF
651.40 = 22 FT
2-27-04
649.31 = 2.8 LF ✓



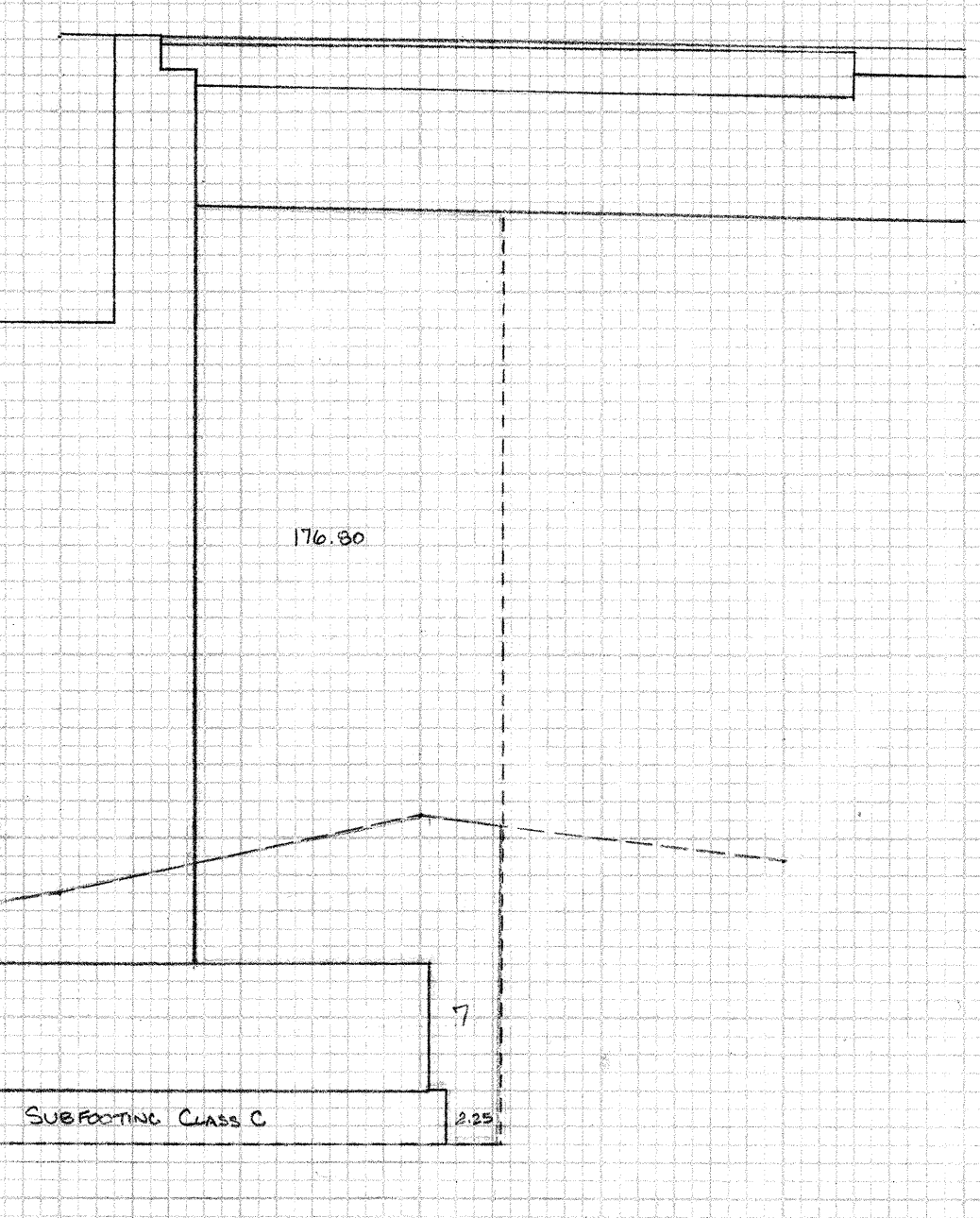
3-1-04 OK'd
8/25-02 SDG
204.25 = 107.6 SQ. FT.
204.30 = 107.6 SQ. FT.
203.27 = 61.23 SF
613.13 = 99.01 SF
651.40 = 24 FT
649.31 = 30 LF ✓



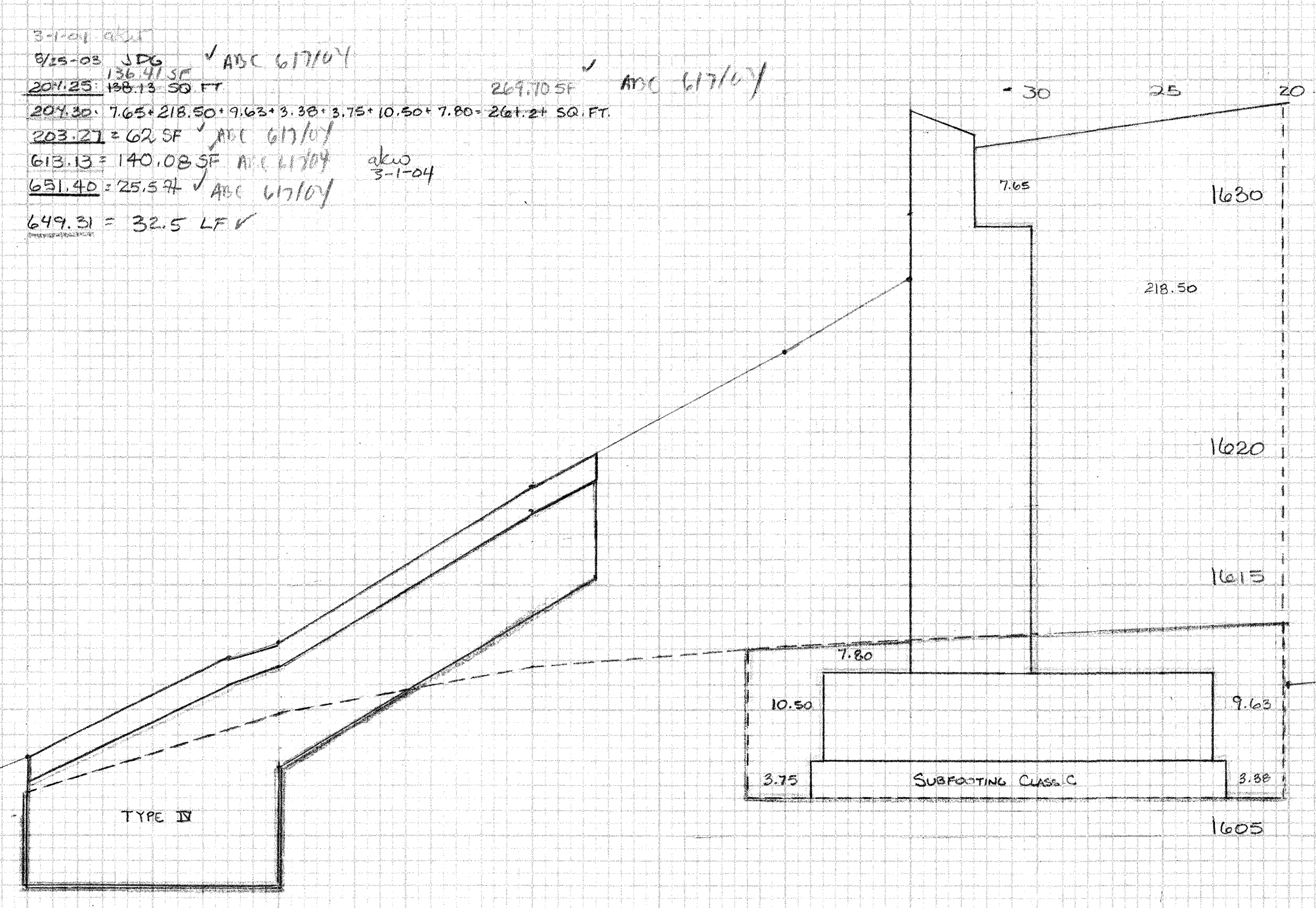
3-1-04 OK'd
8/25-02 SDG
203.27 = 77.56 SF
613.13 = 9.3 SF
651.40 = 2.7 FT
649.31 = 9.5 LF ✓



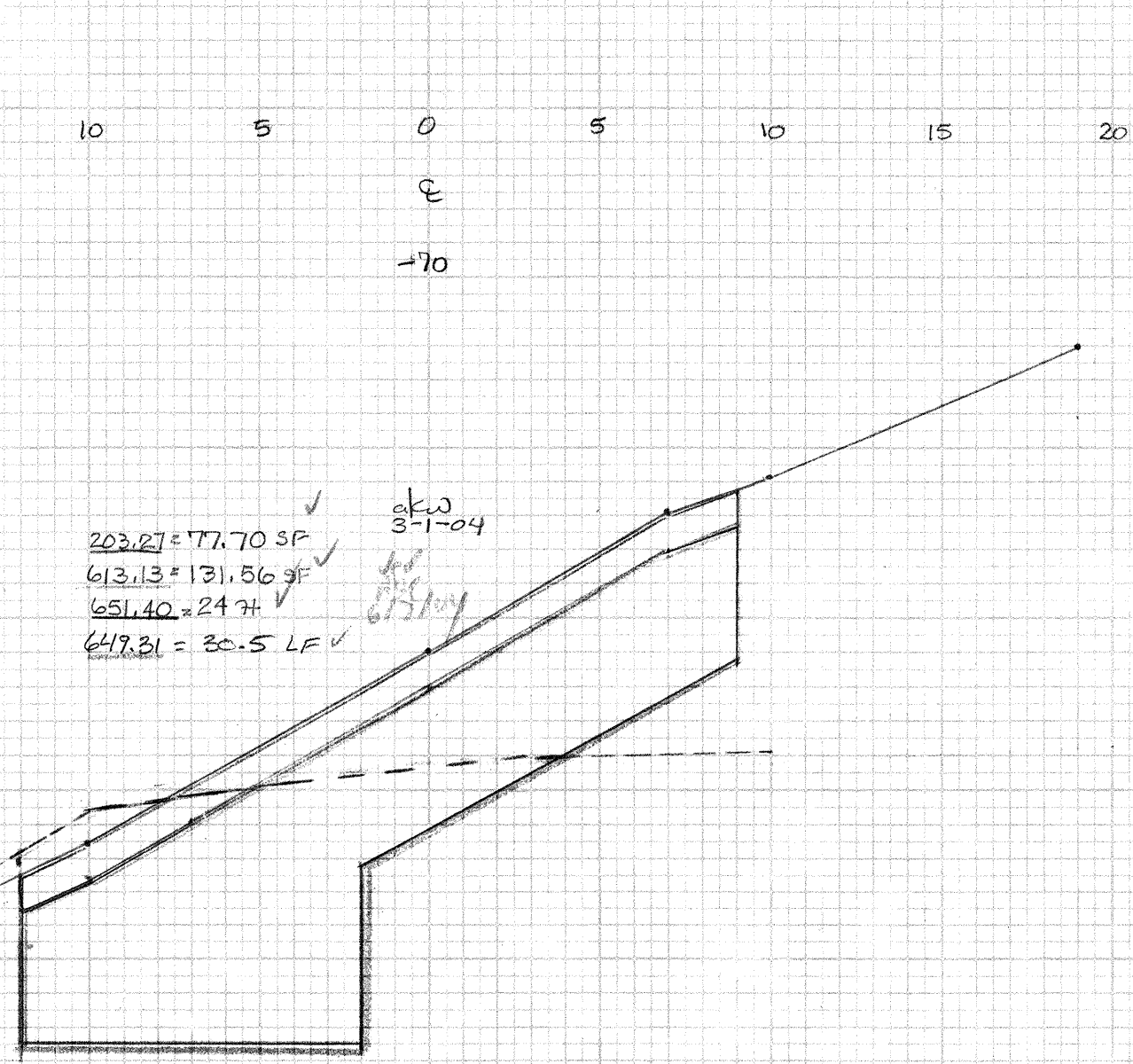
8/25-02 SDG
133.11 SF
204.25 = 42.50 + 80.50 + 20.25 + 119.95 SQ. FT.
204.30 = 6.38 + 7.2 + 2.25 + 176.60 + 20.07 SQ. FT.
203.27 = 61.23 SF
613.13 = 11.45 SF
651.40 = 10 FT
649.31 = 22 LF ✓



3-1-04 OK'd
8/25-02 SDG
204.25 = 136.91 SF
204.30 = 7.65 + 218.50 + 9.63 + 3.96 + 3.75 + 10.50 + 7.80 + 26.2 + 50. FT.
203.27 = 62 SF
613.13 = 140.08 SF
651.40 = 25.5 FT
649.31 = 32.5 LF ✓



3-1-04 OK'd
8/25-02 SDG
203.27 = 77.70 SF
613.13 = 131.56 SF
651.40 = 24 FT
649.31 = 30.5 LF ✓



ORIGINAL SURVEY
DATE: _____
BY: _____
REVISIONS:
NO. DATE DESCRIPTION
DATE: _____
BY: _____
REVISIONS:
NO. DATE DESCRIPTION