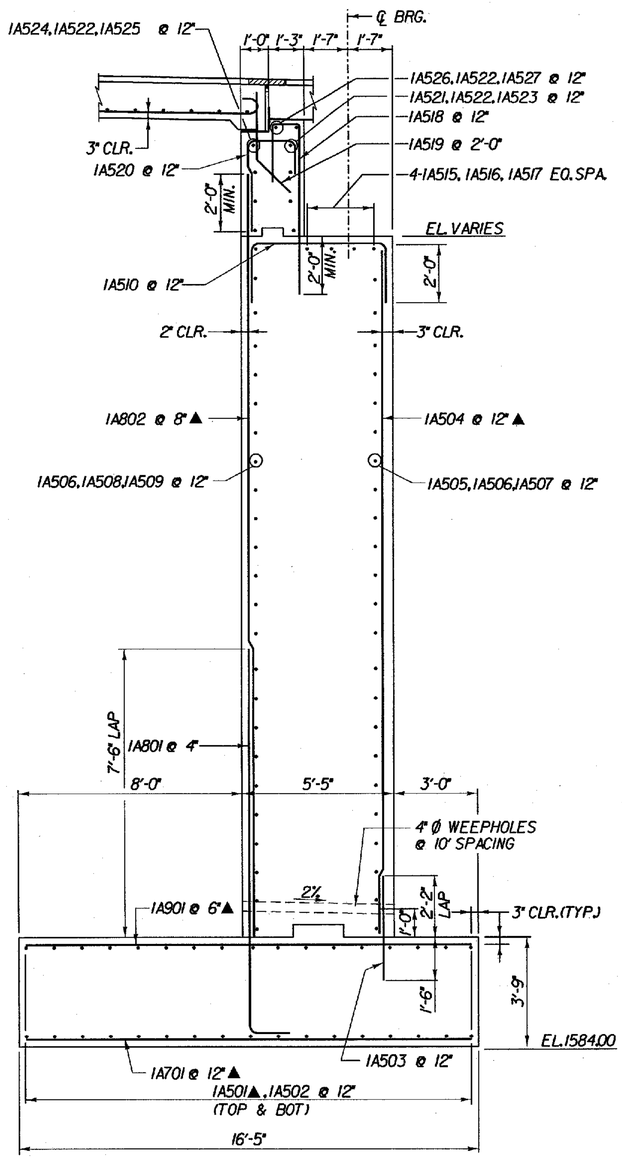

A BR415 TYPICAL SECTION - ABUTMENT 1

SCALE 3/8" = 1'-0

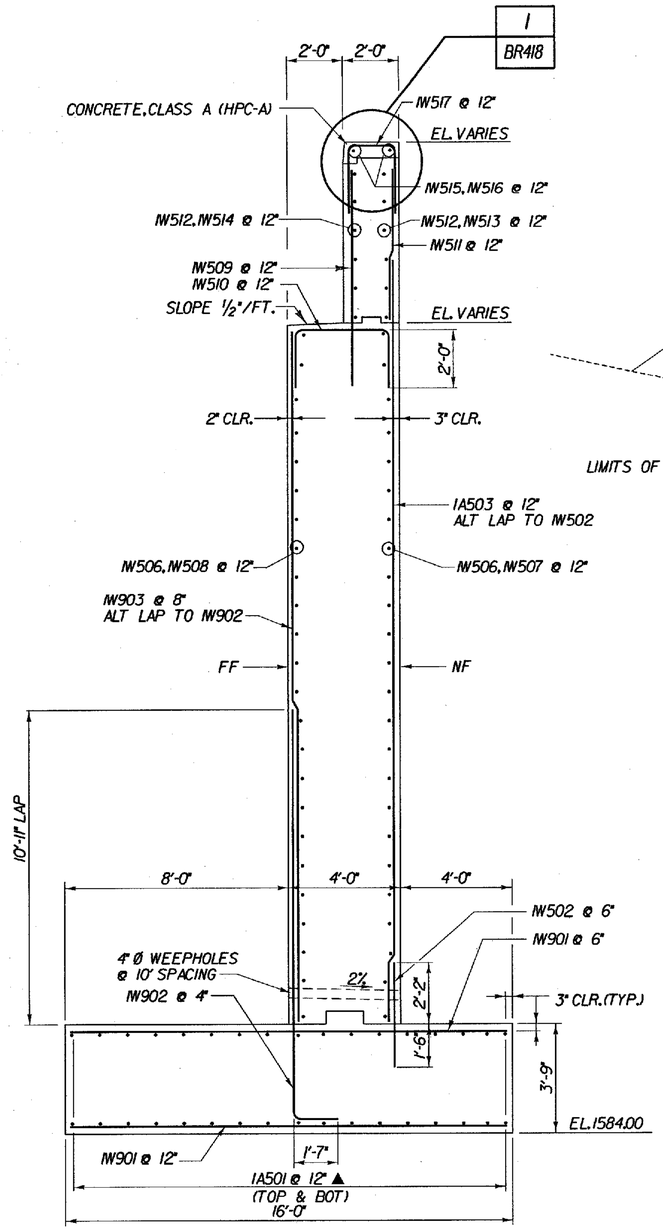

E BR417 TYPICAL WINGWALL SECTION

(WINGWALL 1 SHOWN WW2 SIMILAR)

SCALE 3/8" = 1'-0

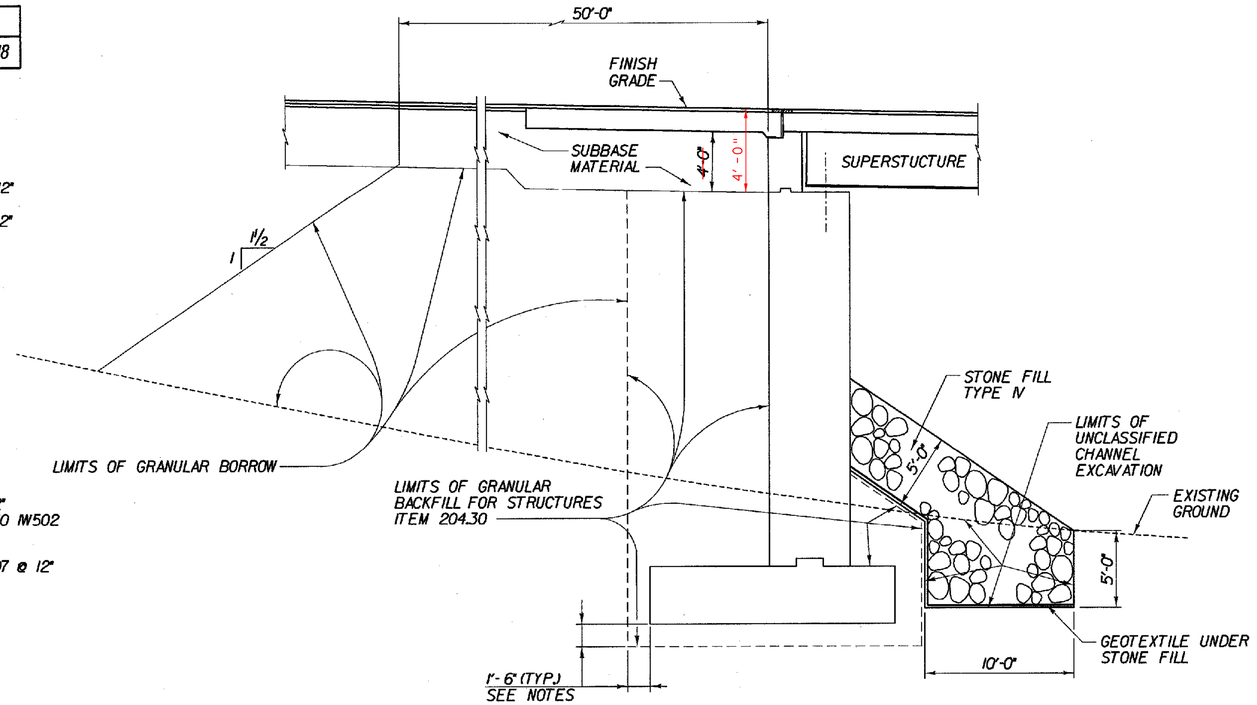

TYPICAL ABUTMENT SECTION - BR 25B

SCALE 1" = 5'-0

KEY:
NF = NEAR FACE
FF = FAR FACE
EF = EACH FACE
▲ = BARS TO BE CUT IN FIELD
◆ = FIELD BEND
3" CLR. UNLESS OTHERWISE SPECIFIED ON THE PLANS.

CLOUGH, HARBOUR & ASSOCIATES LLP
ENGINEERS, SURVEYORS, PLANNERS & LANDSCAPE ARCHITECTS
60 WINNERS CIRCLE ALBANY, NEW YORK, 12205

STATE OF VERMONT
AGENCY OF TRANSPORTATION

Town Of	SEARSBURG	Bridge No. 25B	
Highway No.	VT. RTE. 9	Log Sta.	
		Surv. Sta.	
VT. RTE. 9 OVER DEERFIELD RIVER			
ABUTMENT 1 SECTIONS			
Designed By D. VIENI		Drawn by J. LAGONE	
Checked By M. OLSTAD	Date 2/2002	Bridge Design Supervisor M. OLSTAD	Date 2/2002
PROJECT SEARSBURG - WILMINGTON		PROJECT NO. NHF O10-K18)	
I.G.C. Info.			
Bridge Sheet No. BR418		Sheet 224 OF 435	

DATE/TIME = 02/28/02
USER = 2225