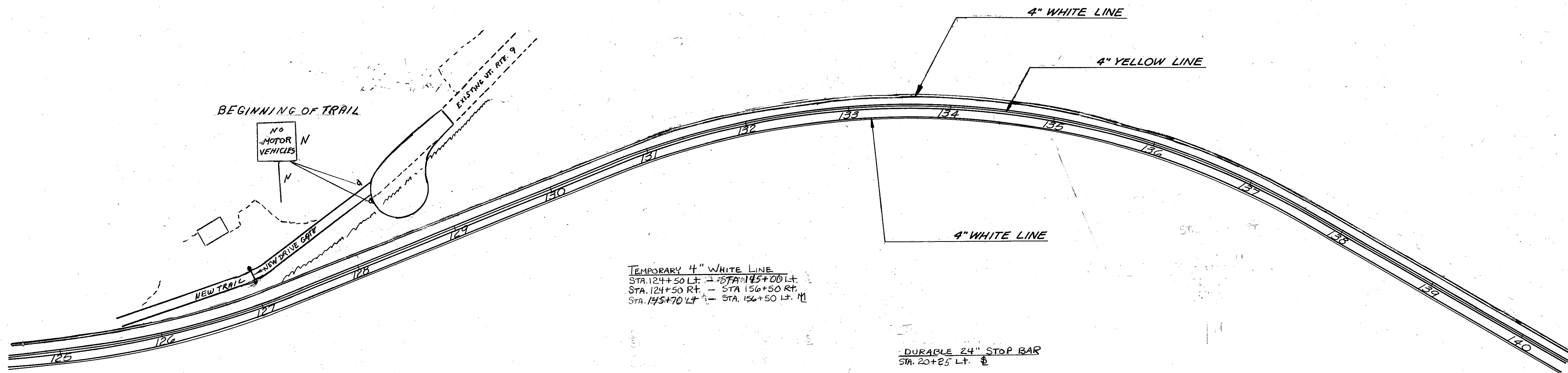


Mag. 1984



TEMPORARY 4" WHITE LINE
 STA. 124+50 LT. - STA. 145+00 LT.
 STA. 124+50 RT. - STA. 156+50 RT.
 STA. 145+70 LT. - STA. 156+50 LT. M

DURABLE 24" STOP BAR
 STA. 20+25 LT. E

TEMPORARY 4" YELLOW LINE
 STA. 124+50 E - STA. 145+30 E (DBL)
 STA. 145+70 E - STA. 156+50 E (DBL)
 W. CONN. 20+25 E - 27+00 E (DBL)

DURABLE LETTER OR SYMBOL
 9 EA STA. 24+00 LT. E ("STOP AHEAD")
 4 EA STA. 20+31 LT. E ("STOP")

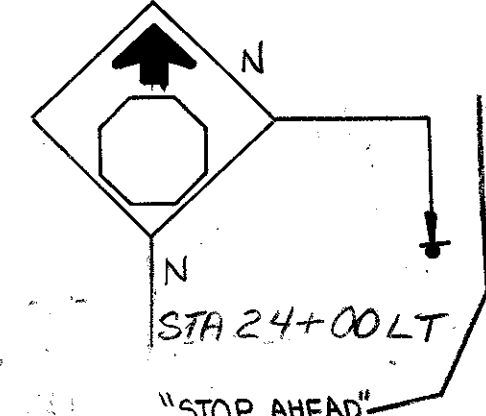
DURABLE 4" YELLOW LINE
 STA. 124+50 E - STA. 145+30 E (DBL)
 STA. 145+70 E - STA. 156+50 E (DBL)
 STA. 20+25 E - STA. 24+00 E (DBL)
 W. CONN. 24+00 E - CUL-DE-SAC 71+26.5 E (DBL)
 E. CONN. 12+00 S - EAST DEW 21+70.9 (DBL)

TEMPORARY 24" STOP BAR
 W. CONN. 20+25 LT

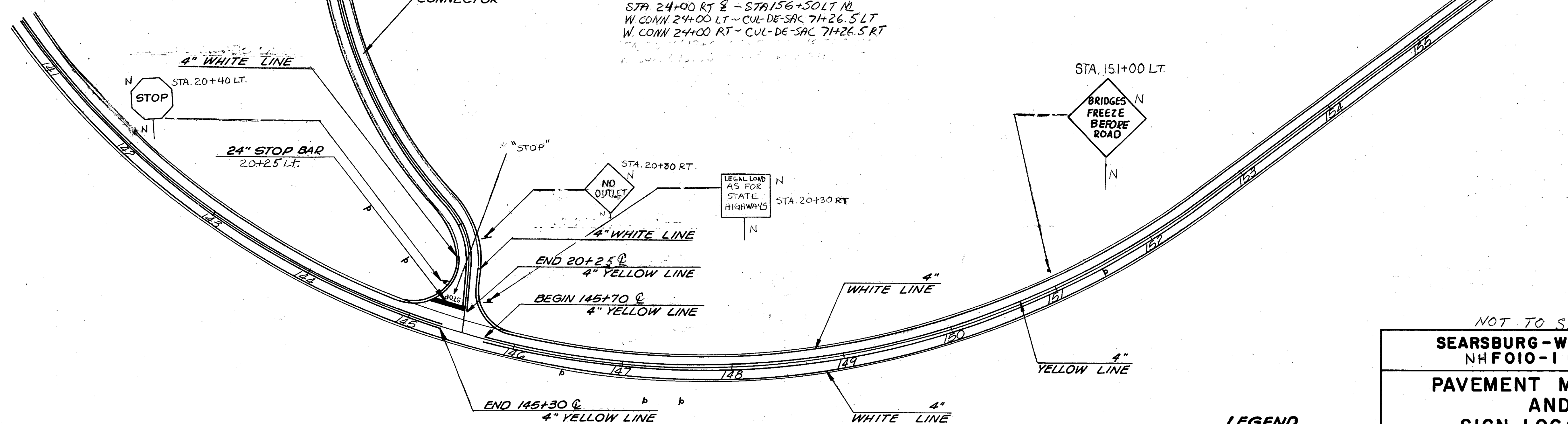
DURABLE 4" WHITE LINE
 STA. 124+50 LT. M - STA. 24+00 LT. E
 STA. 124+50 RT. - STA. 156+50 RT.
 STA. 24+00 RT. E - STA. 156+50 LT. M
 W. CONN. 24+00 LT. - CUL-DE-SAC 71+26.5 LT
 W. CONN. 24+00 RT. - CUL-DE-SAC 71+26.5 RT

TEMPORARY LETTER OR SYMBOL
 4 EA W. CONN. 20+31 LT ("STOP")


RTE 9 WEST CONNECTOR



ROUTE 9 WEST CONNECTOR



STA. 151+00 LT.



LEGEND
 1 - EXISTING SIGN
 4 - PROPOSED SIGN
 N - NEW

NOT TO SCALE

SEARSBURG-WILMINGTON
 NH FOIO-1 (18)

PAVEMENT MARKINGS AND SIGN LOCATIONS

McFARLAND-JOHNSON ENGINEERS, INC.
 BINGHAMTON NEW YORK

SCALE NONE	DATE 11-85	SHEET 82 OF 435
---------------	---------------	--------------------

IN CHARGE OF: _____
 DESIGNED BY: _____
 CHECKED BY: _____
 DATE: _____