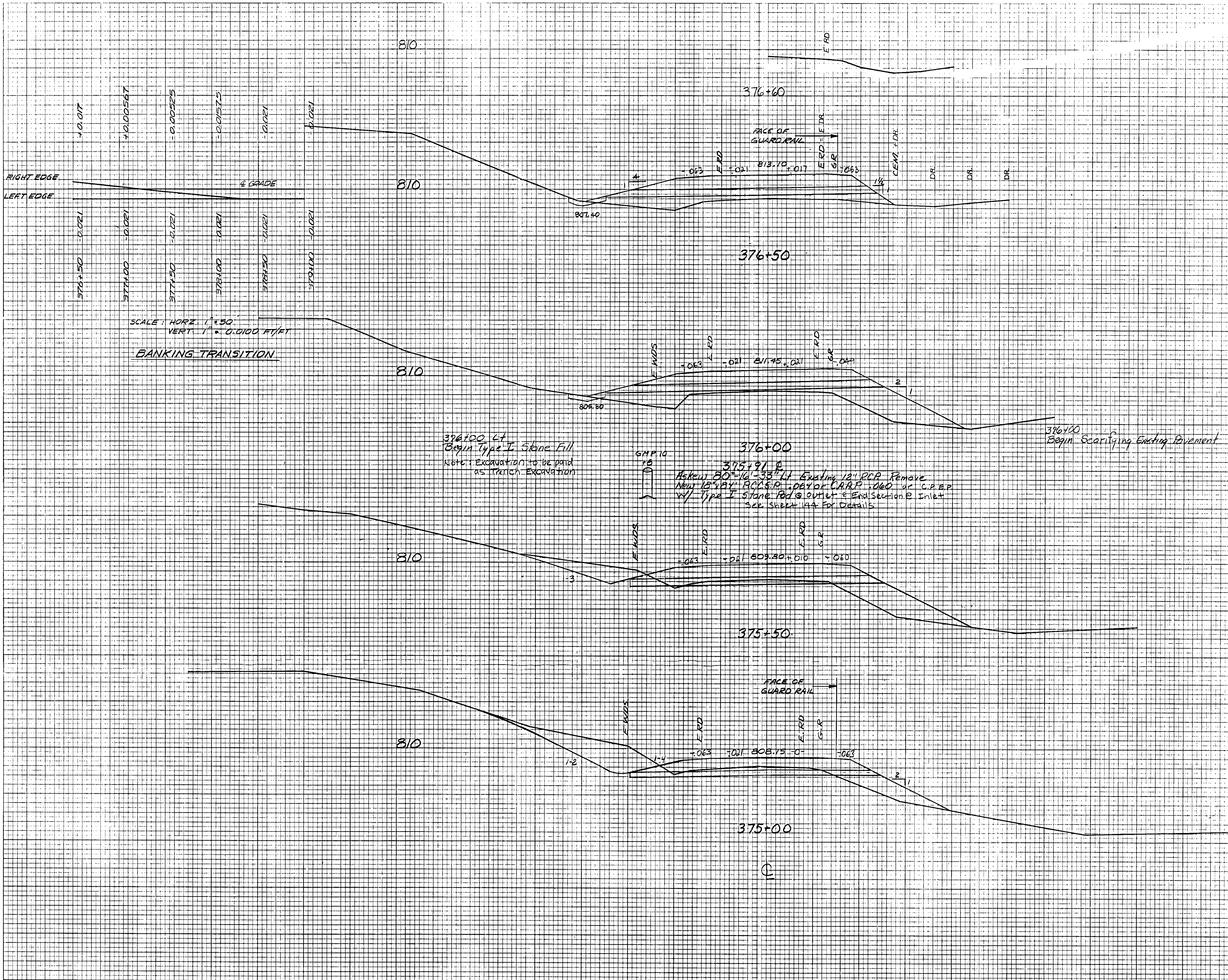
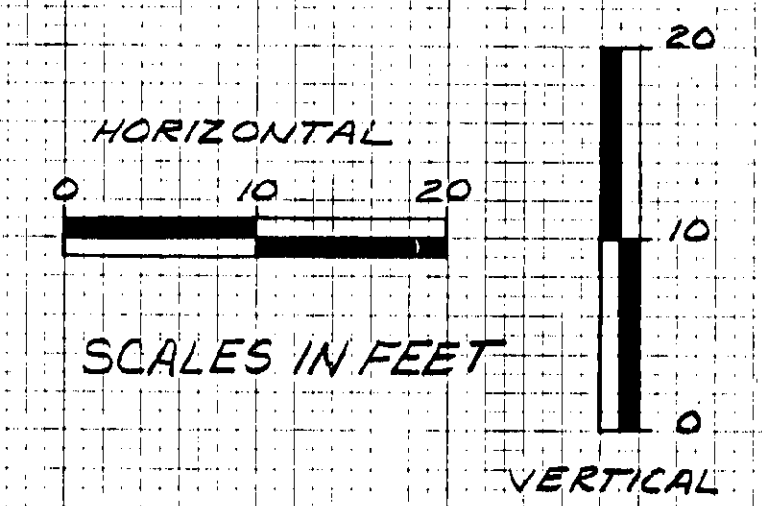



DATE: _____ BY: _____
 SURVEYED: _____
 CHECKED: _____
 DATE: _____ BY: _____
 SURVEYED: _____
 CHECKED: _____
 DATE: _____ BY: _____
 SURVEYED: _____
 CHECKED: _____

DATE: DEC 86
 BY: G.P.F./G.B.G./G.E.F.
 SURVEYED: _____
 CHECKED: _____
 DATE: APR 87
 BY: G.P.F./G.B.G./G.E.F.
 SURVEYED: _____
 CHECKED: _____
 DATE: JUL 90
 BY: G.P.F./G.B.G./G.E.F.
 SURVEYED: _____
 CHECKED: _____



NOTE: 8-12-12-3 PAVEMENT AND SHOULDER WIDTHS FROM STA. 375+50 TO 376+50



CROSS SECTIONS
 STA. 375+00 TO STA. 376+50
 GROTON RYEGATE FORG-1 (30)
 SHEET 38 OF 152