


STA 424+00 RT

 N

N

DURABLE 4" WHITE LINE
421+00-451+00 (12' LT)
421+00-451+00 (12' RT)

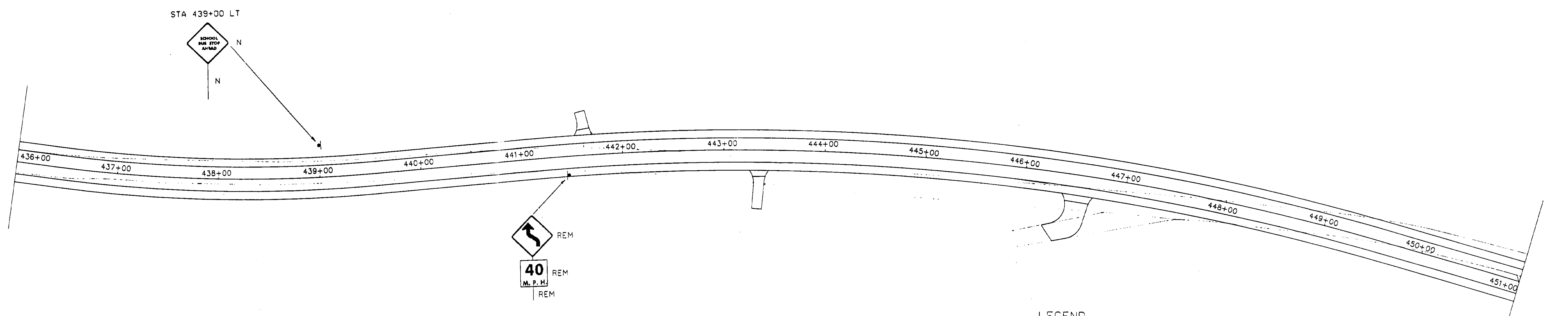
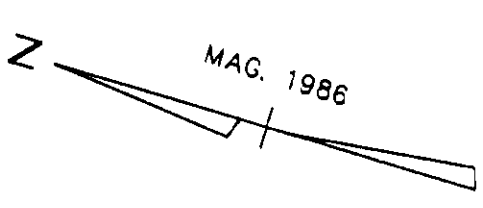
DURABLE 4" YELLOW LINE
421+00-451+00(CL)(DOUBLE)

REMOVING SIGNS
AS SHOWN - 6 EA.


TEMPORARY 4" WHITE LINE
421+00-451+00 (12' LT)
421+00-451+00 (12' RT)

TEMPORARY 4" YELLOW LINE
421+00-451+00(CL)(DOUBLE)


PLAN
SCALE: 1"=50'



STA 439+00 LT

 N

N

 REM

40 REM

M.P.H. REM

LEGEND

- N - NEW
- REM - REMOVE
- S - SALVAGE
- R&S - REMOVE AND SALVAGE
- RET - RETAIN

PLAN
SCALE: 1"=50'

TRAFFIC SHEETS

PROJECT NAME: GROTON/RYGATE
NO.: FO26-1(30)
SHEET 64 OF 152 SHEETS

TRAFFIC SHT. 3 OF 7