

TEMPORARY 4-INCH WHITE LINE
 DURABLE 4-INCH WHITE LINE, SEE OPTION ITEMS

STA 152+00 TO 160+00 RT (SOLID)
 STA 152+00 TO 160+00 LT (SOLID)

TEMPORARY 4-INCH YELLOW LINE
 DURABLE 4-INCH YELLOW LINE, SEE OPTION ITEMS

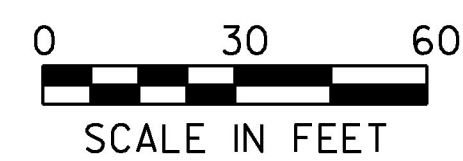
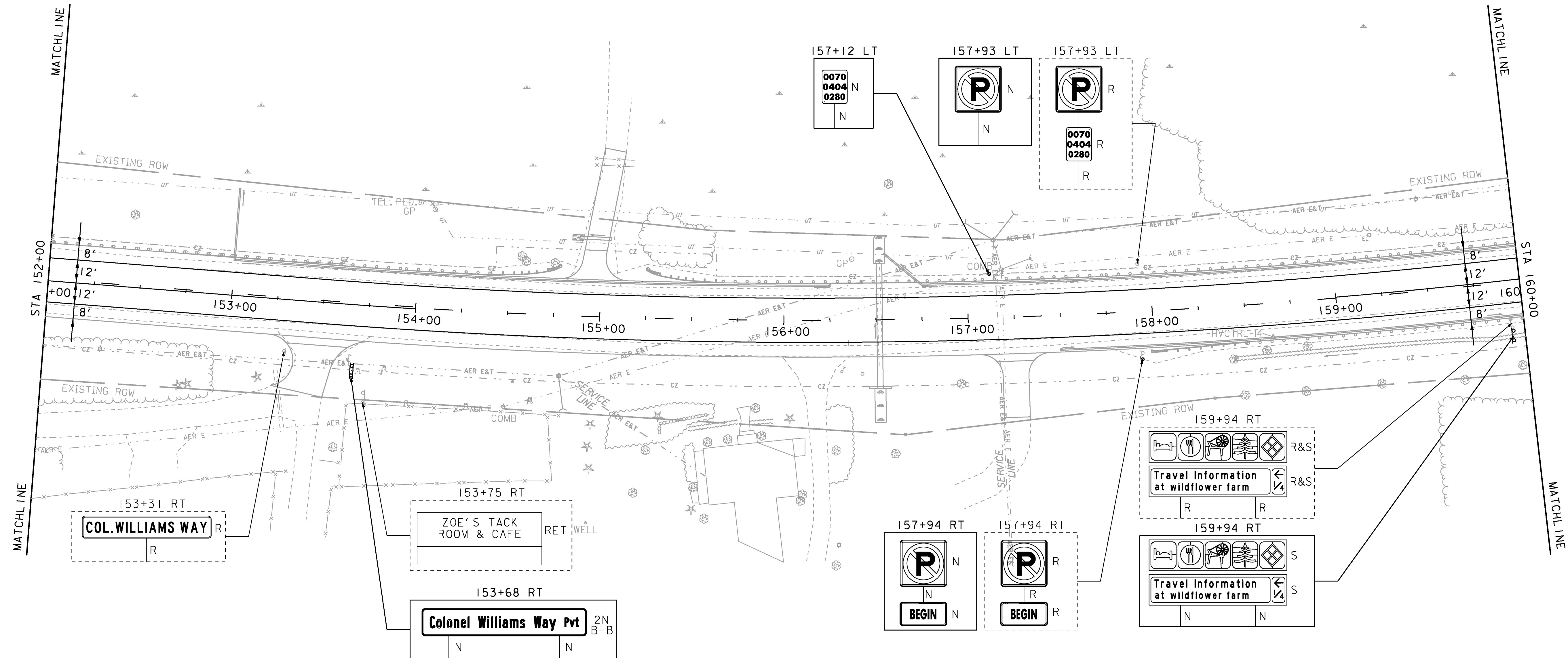

STA 152+00 TO 154+00 RT (SOLID)
 STA 152+00 TO 154+00 LT (DASHED)
 STA 154+00 TO 159+00 DASHED C/L
 STA 159+00 TO 160+00 RT (DASHED)
 STA 159+00 TO 160+00 LT (SOLID)

REMOVING SIGNS

AS SHOWN - 7

ERECTING SALVAGED SIGNS

AS SHOWN - 2



SIGN LEGEND

R	= REMOVE
S	= SALVAGE
N	= NEW
RET	= RETAIN
T&T	= THINNING & TRIMMING
B-B	= BACK TO BACK
EXISTING	-----
NEW	_____

PROJECT NAME: CHARLOTTE	
PROJECT NUMBER: F EGC 019-4(20)	
FILE NAME: d78d062_tss_bdr.dgn	PLOT DATE: 15-MAR-2016
PROJECT LEADER: K. UPMAL	DRAWN BY: B. KIPP
DESIGNED BY: B. KIPP	CHECKED BY: C. LEACH
SIGNING AND PAVEMENT MARKING LAYOUT 19 SHEET 219 OF 499	