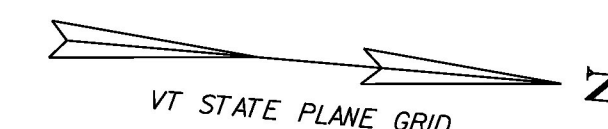
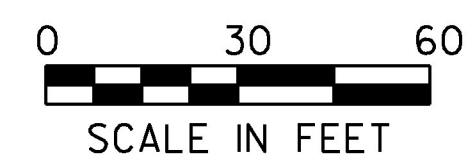
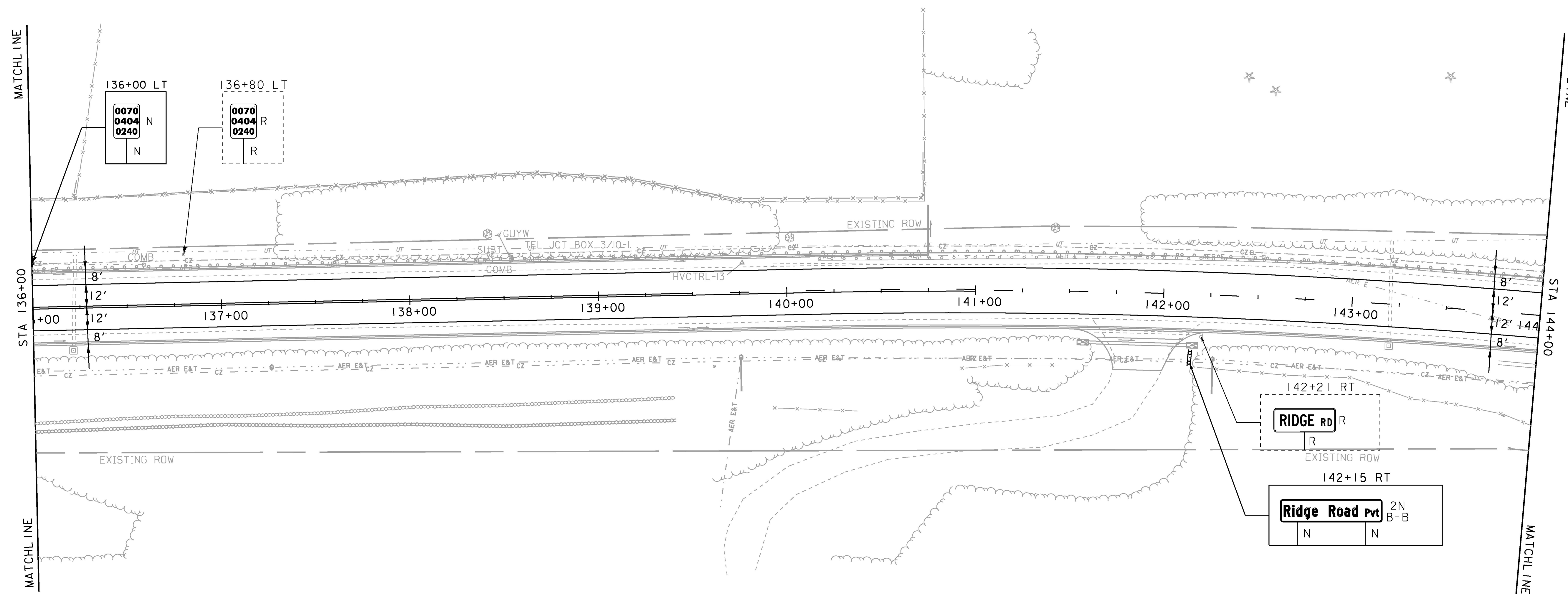


TEMPORARY 4-INCH WHITE LINE
 DURABLE 4-INCH WHITE LINE, SEE OPTION ITEMS
 STA 136+00 TO 144+00 RT (SOLID)
 STA 136+00 TO 144+00 LT (SOLID)

REMOVING SIGNS
 AS SHOWN - 2



TEMPORARY 4-INCH YELLOW LINE
 DURABLE 4-INCH YELLOW LINE, SEE OPTION ITEMS
 STA 136+00 TO 139+50 RT (SOLID)
 STA 136+00 TO 139+50 LT (SOLID)
 STA 139+50 TO 141+00 RT (SOLID)
 STA 139+50 TO 141+00 LT (DASHED)
 STA 141+00 TO 144+00 C/L (DASHED)



SIGN LEGEND
 R = REMOVE
 S = SALVAGE
 N = NEW
 RET = RETAIN
 T&T = THINNING & TRIMMING
 B-B = BACK TO BACK
 EXISTING = DASHED
 NEW = SOLID

PROJECT NAME:	CHARLOTTE
PROJECT NUMBER:	F EGC 019-4(20)
FILE NAME:	d78d062_tss_bdr.dgn
PROJECT LEADER:	K. UPMAL
DESIGNED BY:	B. KIPP
SIGNING AND PAVEMENT MARKING LAYOUT 17	SHEET 217 OF 499
PLOT DATE:	15-MAR-2016
DRAWN BY:	B. KIPP
CHECKED BY:	C. LEACH