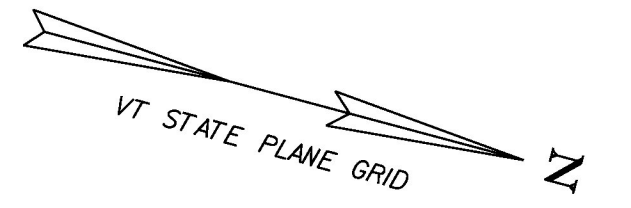
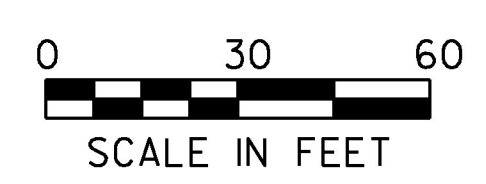
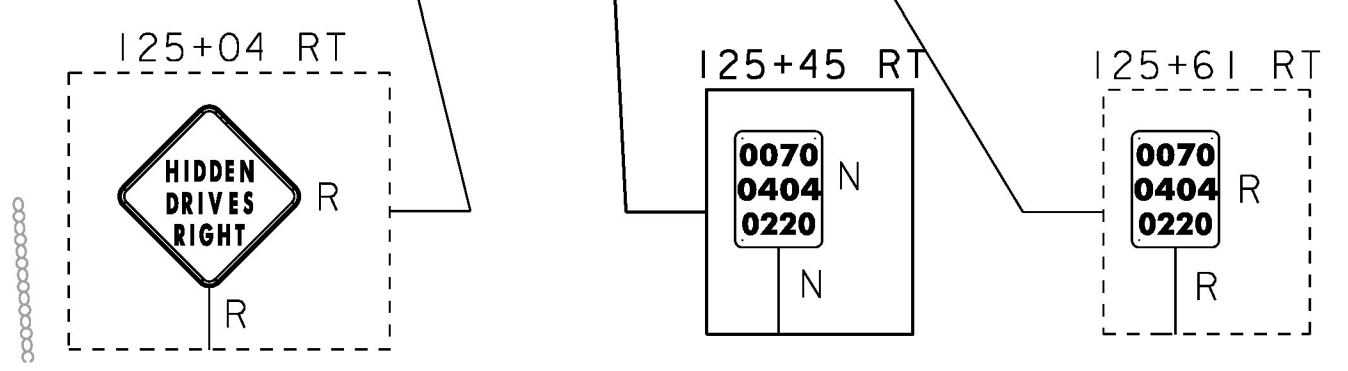
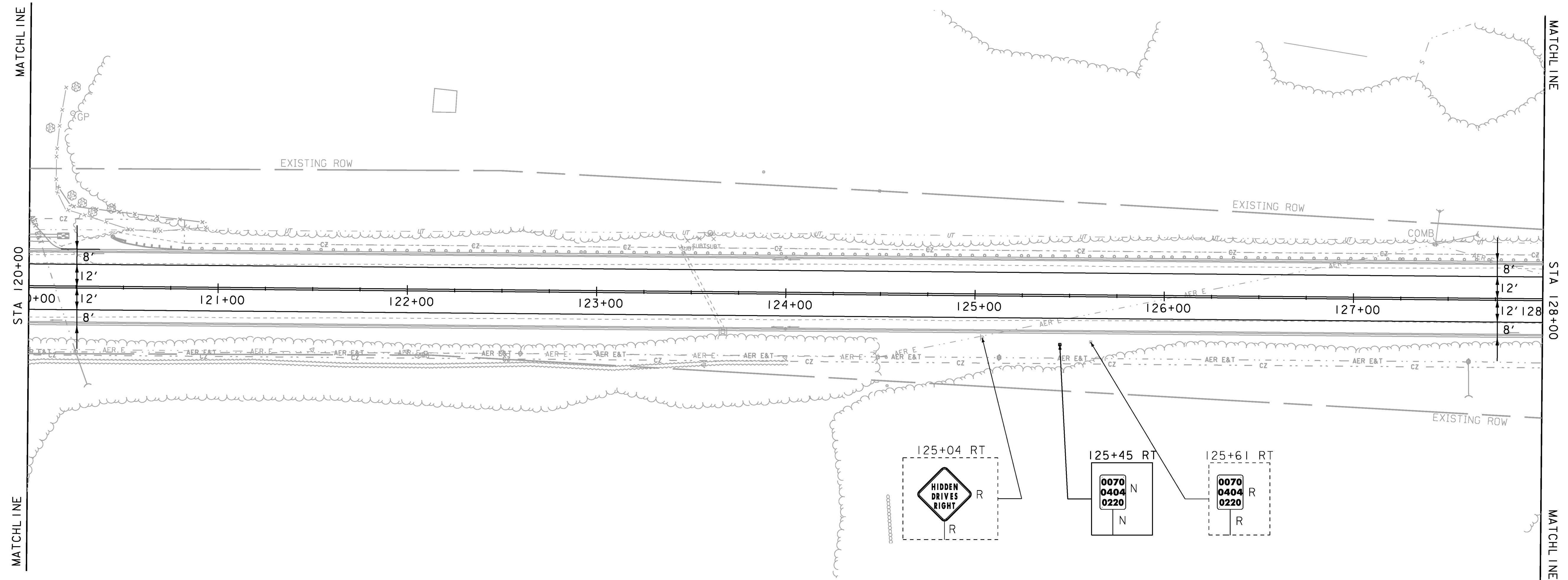


TEMPORARY 4-INCH WHITE LINE
 DURABLE 4-INCH WHITE LINE, SEE OPTION ITEMS
 STA 120+00 TO 128+00 RT (SOLID)
 STA 120+00 TO 128+00 LT (SOLID)

REMOVING SIGNS
 AS SHOWN - 2



TEMPORARY 4-INCH YELLOW LINE
 DURABLE 4-INCH YELLOW LINE, SEE OPTION ITEMS
 STA 120+00 TO 128+00 RT (SOLID)
 STA 120+00 TO 128+00 LT (SOLID)



SIGN LEGEND
 R = REMOVE
 S = SALVAGE
 N = NEW
 RET = RETAIN
 T&T = THINNING & TRIMMING
 B-B = BACK TO BACK
 EXISTING = DASHED LINE
 NEW = SOLID LINE

PROJECT NAME:	CHARLOTTE
PROJECT NUMBER:	F EGC 019-4(20)
FILE NAME:	d78d062_tss_bdr.dgn
PROJECT LEADER:	K. UPMAL
DESIGNED BY:	B. KIPP
SIGNING AND PAVEMENT MARKING LAYOUT 15	SHEET 215 OF 499
PLOT DATE:	15-MAR-2016
DRAWN BY:	B. KIPP
CHECKED BY:	C. LEACH