

TEMPORARY 4-INCH WHITE LINE
 DURABLE 4-INCH WHITE LINE, SEE OPTION ITEMS

STA 104+00 TO 108+79 RT (SOLID)
 STA 104+00 TO 112+00 LT (SOLID)
 STA 109+06 TO 112+00 RT (SOLID)
 STA 300+15 TO 300+75 LT (HIGBEE ROAD) (SOLID)
 STA 300+43 TO 300+75 RT (HIGBEE ROAD) (SOLID)

TEMPORARY 4-INCH YELLOW LINE
 DURABLE 4-INCH YELLOW LINE, SEE OPTION ITEMS

STA 104+00 TO 104+75 C/L (DASHED)
 STA 104+75 TO 108+75 RT (SOLID)
 STA 104+75 TO 108+75 LT (DASHED)
 STA 109+15 TO 112+00 RT (SOLID)
 STA 109+15 TO 112+00 LT (SOLID)
 STA 300+26 TO 300+75 RT (HIGBEE ROAD) (SOLID)
 STA 300+26 TO 300+75 LT (HIGBEE ROAD) (SOLID)

TEMPORARY 24-INCH STOP BAR
 DURABLE 24-INCH STOP BAR, SEE OPTION ITEMS

STA 108+95 TO 109+10 RT (HIGBEE ROAD)

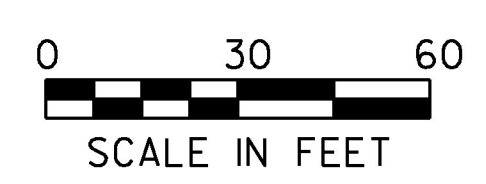
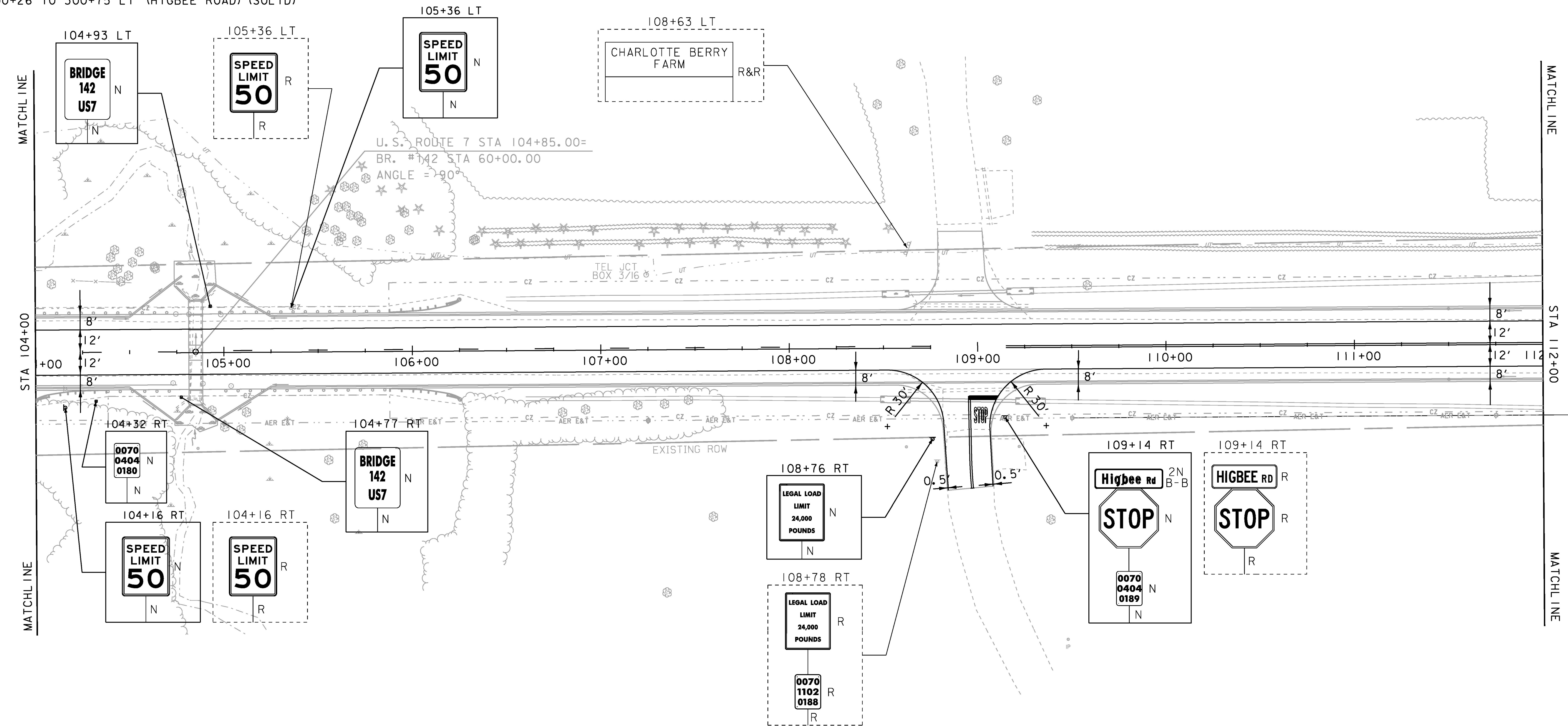
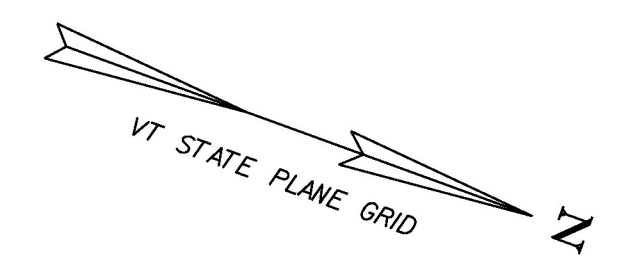
TEMPORARY LETTER OR SYMBOL
 DURABLE LETTER OR SYMBOL, SEE OPTION ITEMS

STA 109+02 RT - "STOP" (HIGBEE ROAD)

REMOVING SIGNS
 AS SHOWN - 6

SPECIAL PROVISION
 (REMOVE & RESET COMMERCIAL SIGNS)

STA 108+63 LT



SIGN LEGEND

R = REMOVE
 S = SALVAGE
 N = NEW
 RET = RETAIN
 T&T = THINNING & TRIMMING
 B-B = BACK TO BACK
 R&R = REMOVE - & - RESET
 EXISTING
 NEW

PROJECT NAME: CHARLOTTE
 PROJECT NUMBER: F EGC 019-4(20)

FILE NAME: d78d062_tss_bdr.dgn PLOT DATE: 15-MAR-2016
 PROJECT LEADER: K. UPMAL DRAWN BY: B. KIPP
 DESIGNED BY: B. KIPP CHECKED BY: C. LEACH
 SIGNING AND PAVEMENT MARKING LAYOUT 13 SHEET 213 OF 499