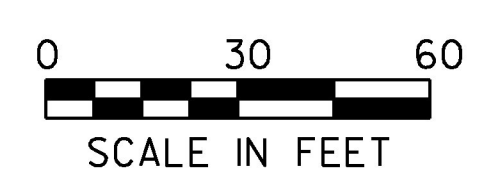
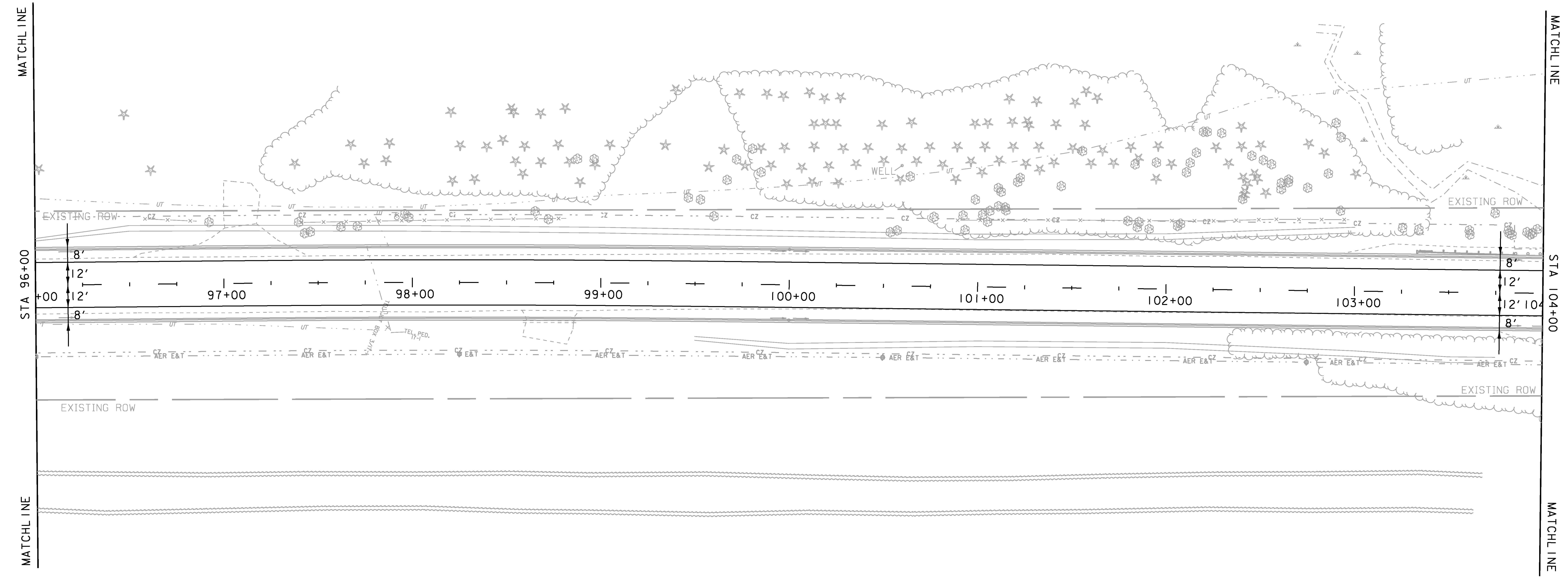
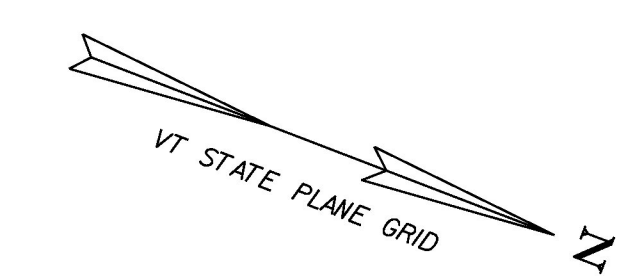


TEMPORARY 4-INCH WHITE LINE
 DURABLE 4-INCH WHITE LINE, SEE OPTION ITEMS
 STA 96+00 TO 104+00 RT (SOLID)
 STA 96+00 TO 104+00 LT (SOLID)

 TEMPORARY 4-INCH YELLOW LINE
 DURABLE 4-INCH YELLOW LINE, SEE OPTION ITEMS
 STA 96+00 TO 104+00 C/L (DASHED)



- SIGN LEGEND**
- R = REMOVE
 - S = SALVAGE
 - N = NEW
 - RET = RETAIN
 - T&T = THINNING & TRIMMING
 - B-B = BACK TO BACK
 - EXISTING = DASHED
 - NEW = SOLID

PROJECT NAME: CHARLOTTE	
PROJECT NUMBER: F EGC 019-4(20)	
FILE NAME: d78d062_tss_bdr.dgn	PLOT DATE: 15-MAR-2016
PROJECT LEADER: K. UPMAL	DRAWN BY: B. KIPP
DESIGNED BY: B. KIPP	CHECKED BY: C. LEACH
SIGNING AND PAVEMENT MARKING LAYOUT 12 SHEET 212 OF 499	