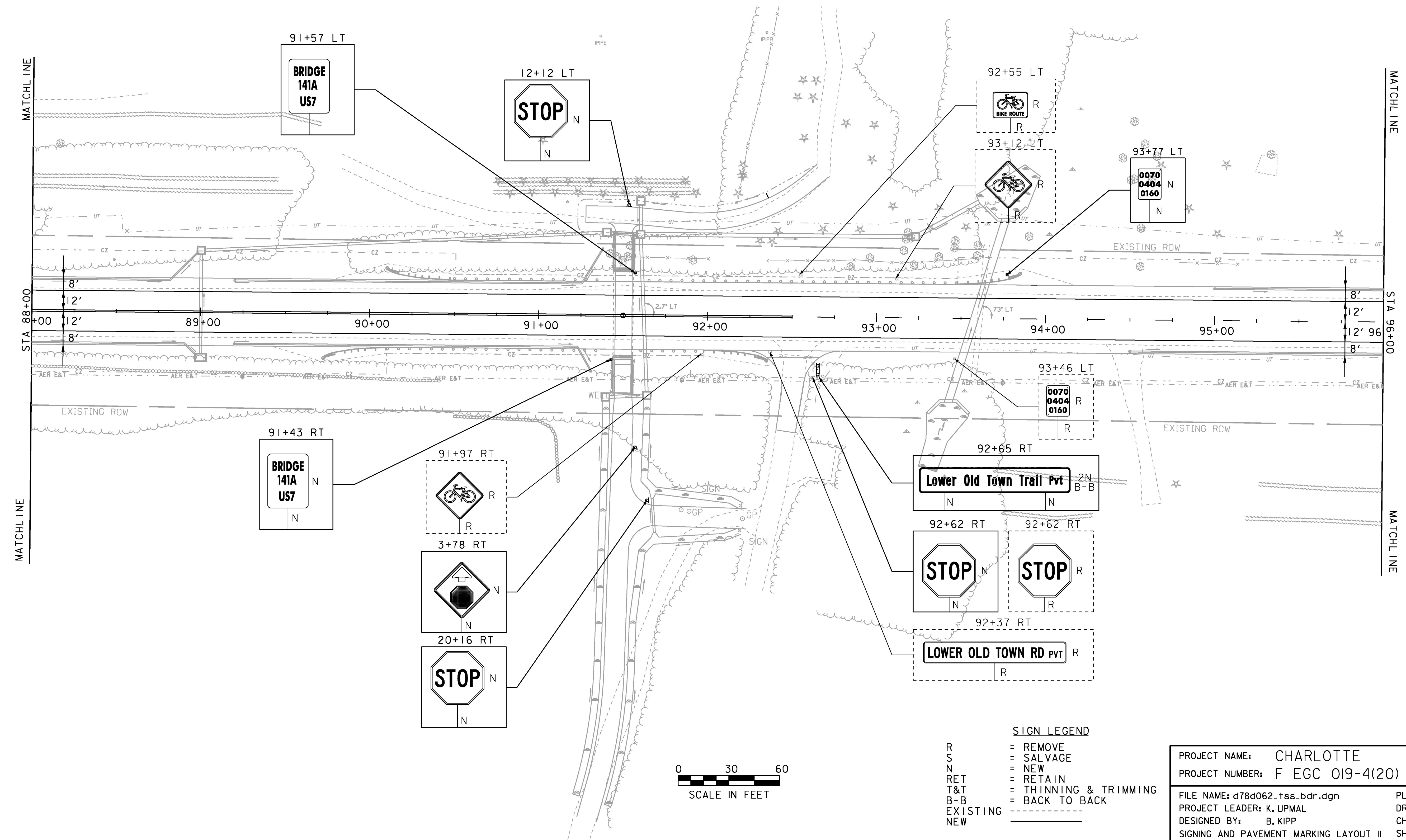
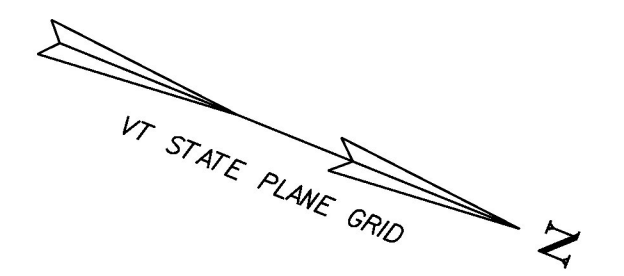


TEMPORARY 4-INCH WHITE LINE  
 DURABLE 4-INCH WHITE LINE, SEE OPTION ITEMS  
 STA 88+00 TO 96+00 RT (SOLID)  
 STA 88+00 TO 96+00 LT (SOLID)

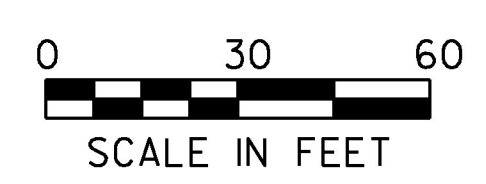
REMOVING SIGNS  
 AS SHOWN - 6

TEMPORARY 4-INCH YELLOW LINE  
 DURABLE 4-INCH YELLOW LINE, SEE OPTION ITEMS  
 STA 88+00 TO 92+50 RT (DASHED)  
 STA 88+00 TO 92+50 LT (SOLID)  
 STA 92+50 TO 96+00 C/L (DASHED)



**SIGN LEGEND**

R	= REMOVE
S	= SALVAGE
N	= NEW
RET	= RETAIN
T&T	= THINNING & TRIMMING
B-B	= BACK TO BACK
EXISTING	-----
NEW	_____



PROJECT NAME:	CHARLOTTE
PROJECT NUMBER:	F EGC 019-4(20)
FILE NAME:	d78d062_tss_bdr.dgn
PLOT DATE:	15-MAR-2016
PROJECT LEADER:	K. UPMAL
DRAWN BY:	B. KIPP
DESIGNED BY:	B. KIPP
CHECKED BY:	C. LEACH
SIGNING AND PAVEMENT MARKING LAYOUT II	SHEET 211 OF 499