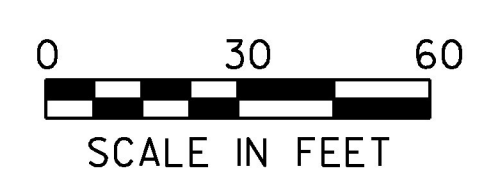
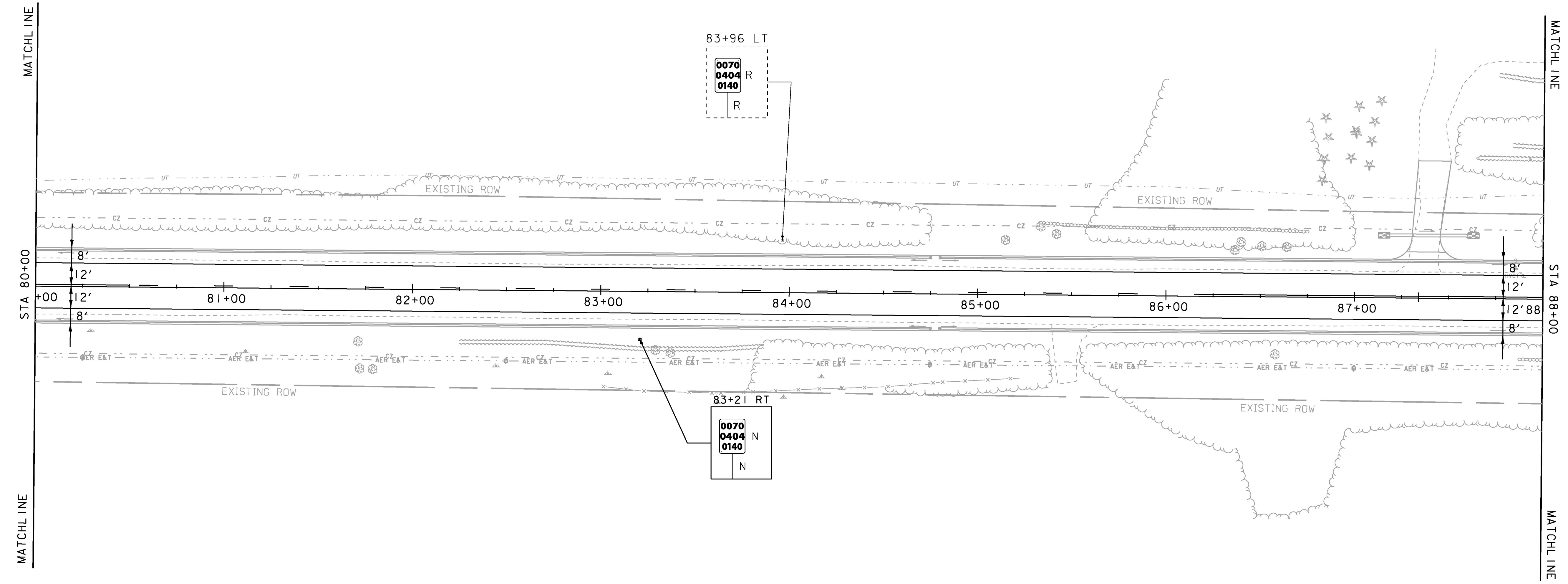
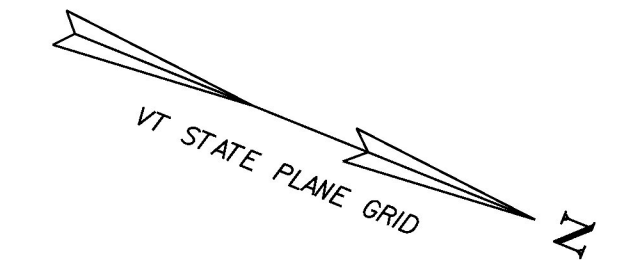


TEMPORARY 4-INCH WHITE LINE
 DURABLE 4-INCH WHITE LINE, SEE OPTION ITEMS
 STA 80+00 TO 88+00 RT (SOLID)
 STA 80+00 TO 88+00 LT (SOLID)

REMOVING SIGNS
 AS SHOWN - 1

TEMPORARY 4-INCH YELLOW LINE
 DURABLE 4-INCH YELLOW LINE, SEE OPTION ITEMS
 STA 80+00 TO 80+50 RT (SOLID)
 STA 80+00 TO 80+50 LT (SOLID)
 STA 80+50 TO 86+25 RT (SOLID)
 STA 80+50 TO 86+25 LT (DASHED)
 STA 80+00 TO 88+00 RT (DASHED)
 STA 80+00 TO 88+00 LT (SOLID)



SIGN LEGEND
 R = REMOVE
 S = SALVAGE
 N = NEW
 RET = RETAIN
 T&T = THINNING & TRIMMING
 B-B = BACK TO BACK
 EXISTING = DASHED LINE
 NEW = SOLID LINE

PROJECT NAME:	CHARLOTTE	PLOT DATE:	15-MAR-2016
PROJECT NUMBER:	F EGC 019-4(20)	DRAWN BY:	B. KIPP
FILE NAME:	d78d062_tss_bdr.dgn	CHECKED BY:	C. LEACH
PROJECT LEADER:	K. UPMAL	SIGNING AND PAVEMENT MARKING LAYOUT 10	SHEET 210 OF 499