

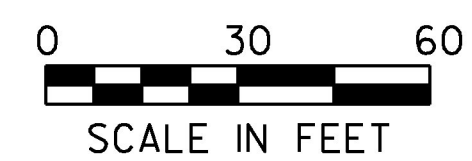
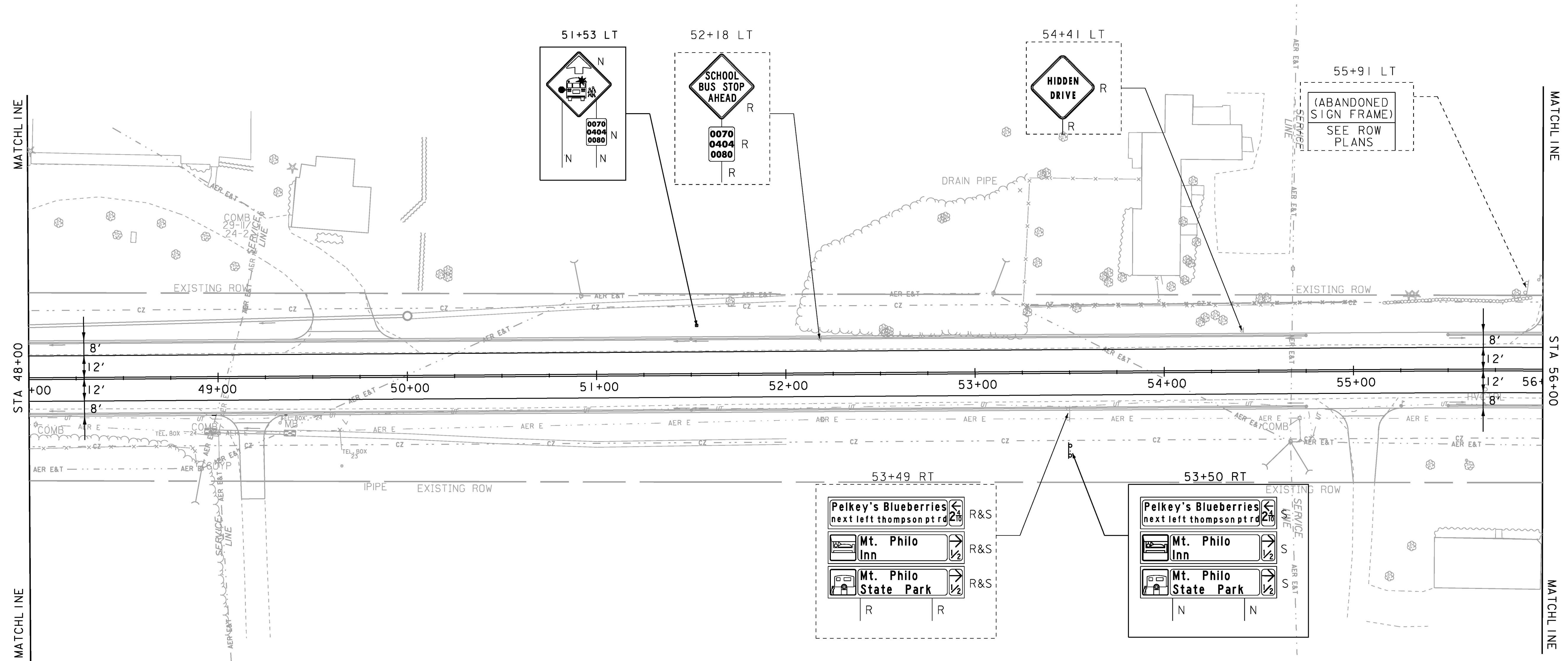
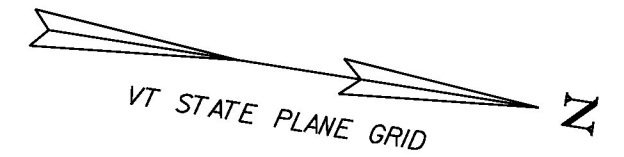
TEMPORARY 4-INCH WHITE LINE  
 DURABLE 4-INCH WHITE LINE, SEE OPTION ITEMS  
 STA 48+00 TO 56+00 RT (SOLID)  
 STA 48+00 TO 56+00 LT (SOLID)

TEMPORARY 4-INCH YELLOW LINE  
 DURABLE 4-INCH YELLOW LINE, SEE OPTION ITEMS  
 STA 48+00 TO 56+00 RT (SOLID)  
 STA 48+00 TO 56+00 LT (SOLID)

REMOVING SIGNS  
 AS SHOWN - 6

ERECTING SALVAGED SIGNS  
 AS SHOWN - 3

SPECIAL PROVISION (REMOVE COMMERCIAL SIGN)  
 STA 55+91 LT



**SIGN LEGEND**  
 R = REMOVE  
 S = SALVAGE  
 N = NEW  
 RET = RETAIN  
 T&T = THINNING & TRIMMING  
 B-B = BACK TO BACK  
 EXISTING = DASHED LINE  
 NEW = SOLID LINE

PROJECT NAME:	CHARLOTTE
PROJECT NUMBER:	F EGC 019-4(20)
FILE NAME: d78d062_tss_bdr.dgn	PLOT DATE: 15-MAR-2016
PROJECT LEADER: K. UPMAL	DRAWN BY: B. KIPP
DESIGNED BY: B. KIPP	CHECKED BY: C. LEACH
SIGNING AND PAVEMENT MARKING LAYOUT 6	SHEET 206 OF 499