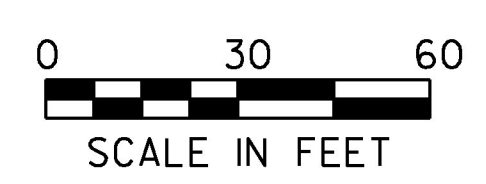
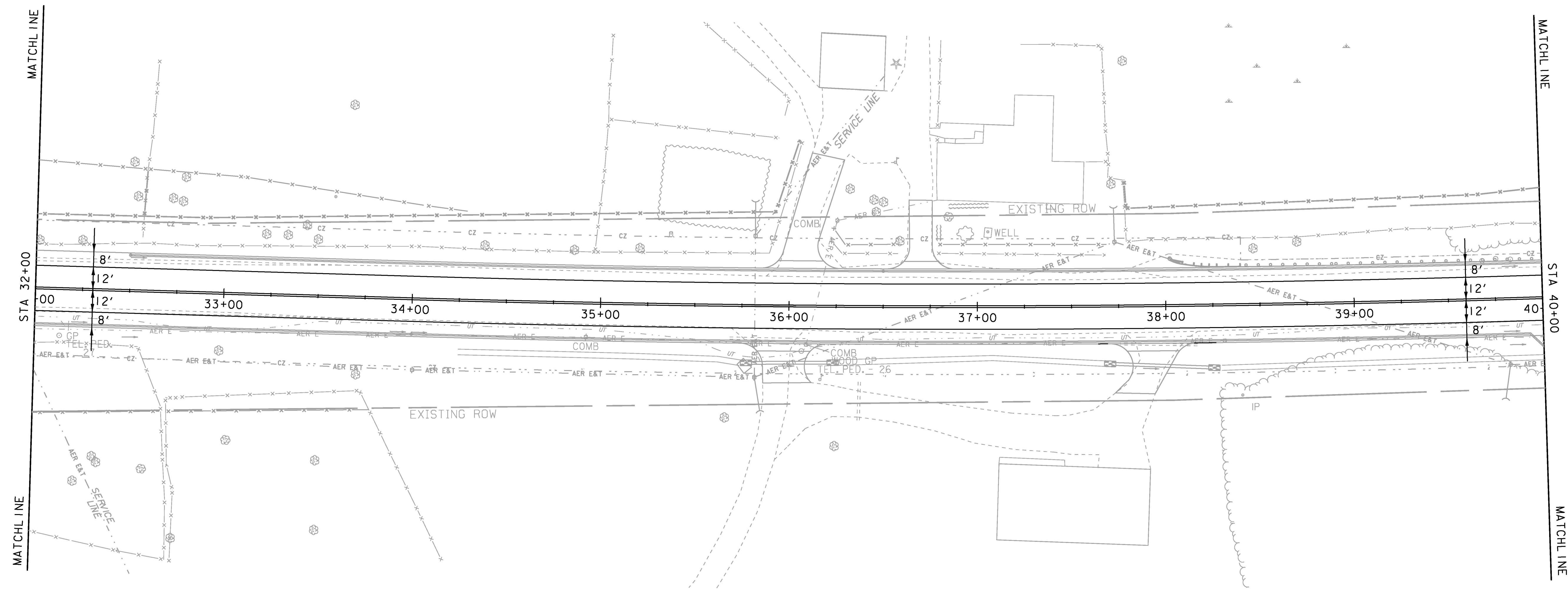



TEMPORARY 4-INCH WHITE LINE  
 DURABLE 4-INCH WHITE LINE, SEE OPTION ITEMS  
 STA 32+00 TO 40+00 RT (SOLID)  
 STA 32+00 TO 40+00 LT (SOLID)

TEMPORARY 4-INCH YELLOW LINE  
 DURABLE 4-INCH YELLOW LINE, SEE OPTION ITEMS  
 STA 32+00 TO 40+00 RT (SOLID)  
 STA 32+00 TO 40+00 LT (SOLID)



- SIGN LEGEND**
- R = REMOVE
  - S = SALVAGE
  - N = NEW
  - RET = RETAIN
  - T&T = THINNING & TRIMMING
  - B-B = BACK TO BACK
  - EXISTING = DASHED LINE
  - NEW = SOLID LINE

PROJECT NAME: CHARLOTTE	
PROJECT NUMBER: F EGC 019-4(20)	
FILE NAME: d78d062_tss_bdr.dgn	PLOT DATE: 15-MAR-2016
PROJECT LEADER: K. UPMAL	DRAWN BY: B. KIPP
DESIGNED BY: B. KIPP	CHECKED BY: C. LEACH
SIGNING AND PAVEMENT MARKING LAYOUT 4 SHEET 204 OF 499	