

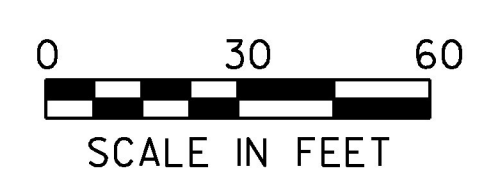
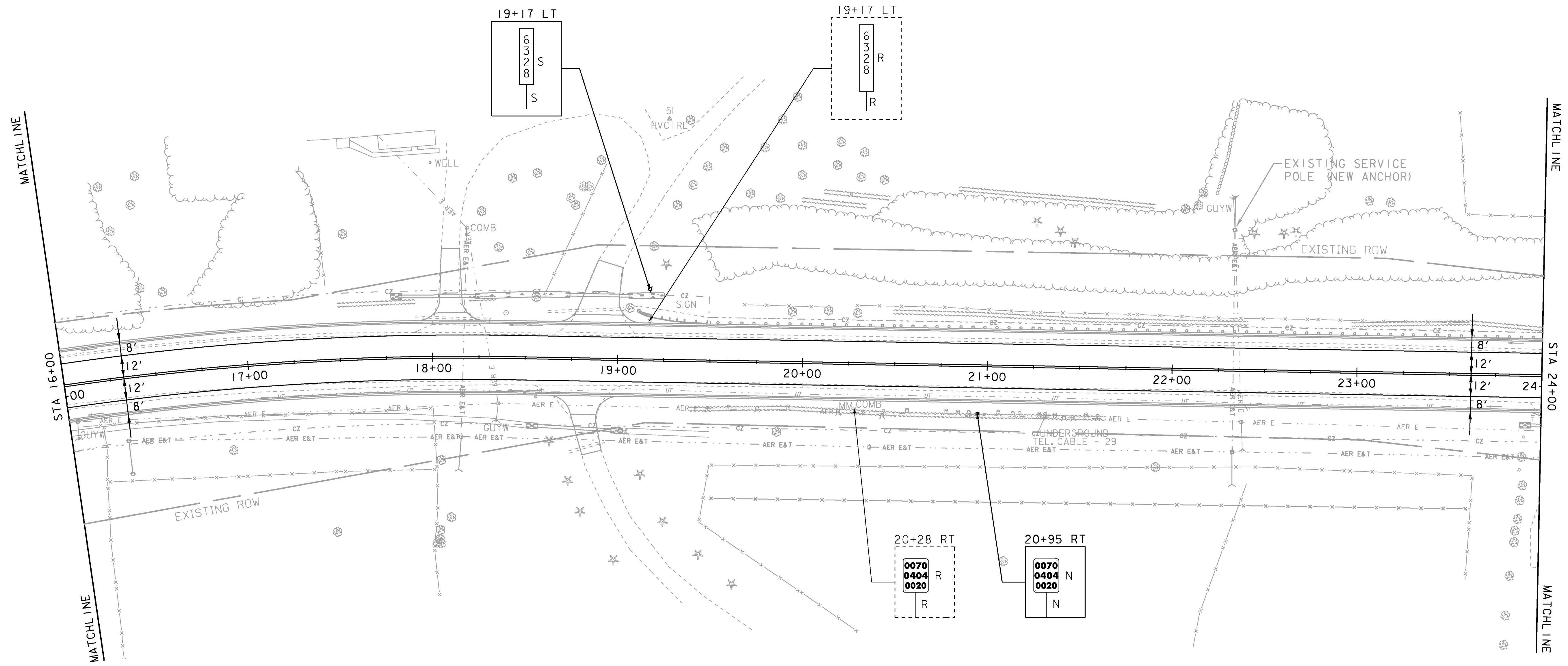
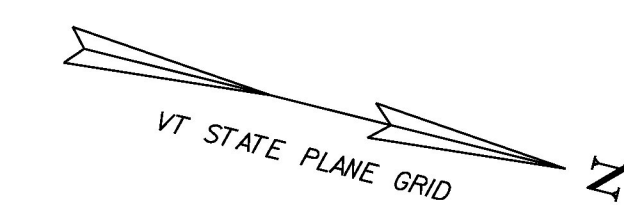
TEMPORARY 4-INCH WHITE LINE  
 DURABLE 4-INCH WHITE LINE, SEE OPTION ITEMS  
 STA 16+00 TO 24+00 RT (SOLID)  
 STA 16+00 TO 24+00 LT (SOLID)

TEMPORARY 4-INCH YELLOW LINE  
 DURABLE 4-INCH YELLOW LINE, SEE OPTION ITEMS  
 STA 16+00 TO 24+00 RT (SOLID)  
 STA 16+00 TO 24+00 LT (SOLID)

REMOVING SIGNS  
 AS SHOWN - 2

ERECTING SALVAGED SIGNS  
 AS SHOWN - 1

SETTING SALVAGED POSTS  
 AS SHOWN - 1



**SIGN LEGEND**

R = REMOVE  
 S = SALVAGE  
 N = NEW  
 RET = RETAIN  
 T&T = THINNING & TRIMMING  
 B-B = BACK TO BACK  
 EXISTING = DASHED LINE  
 NEW = SOLID LINE

PROJECT NAME:	CHARLOTTE	PLOT DATE:	15-MAR-2016
PROJECT NUMBER:	F EGC 019-4(20)	DRAWN BY:	B. KIPP
FILE NAME:	d78d062_tss_bdr.dgn	CHECKED BY:	C. LEACH
PROJECT LEADER:	K. UPMAL	SIGNING AND PAVEMENT MARKING LAYOUT 2	SHEET 202 OF 499