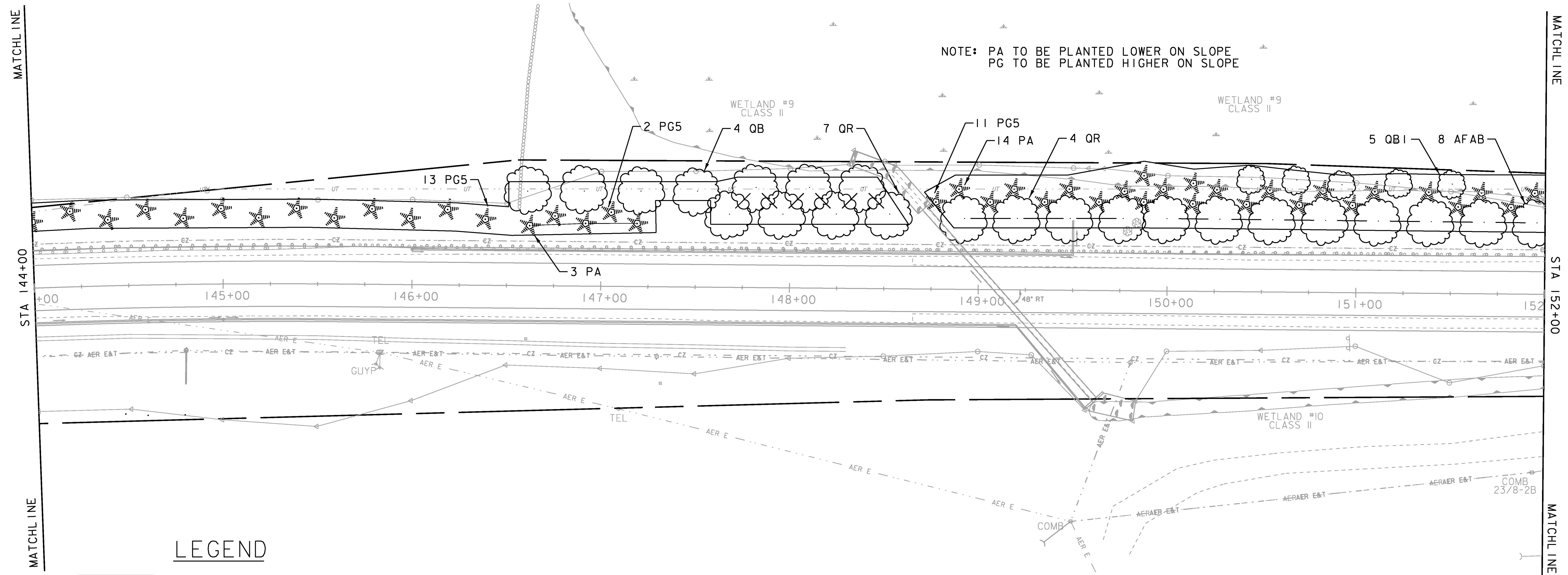







EVERGREEN TREES	
STA 144+00 - 146+39	LT - 13 PG5
STA 146+62 - 146+92	LT - 3 PA
STA 147+05 - 147+19	LT - 2 PG5
STA 148+77 - 151+82	LT - 11 PG5
STA 148+89 - 151+94	LT - 14 PA

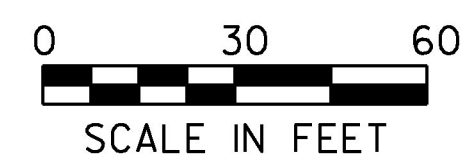
DECIDUOUS TREES	
STA 146+61 - 147+51	LT - 4 QB
STA 147+68 - 148+53	LT - 7 QR
STA 148+92 - 149+76	LT - 4 QR
STA 150+00 - 151+96	LT - 8 AFAB
STA 150+44 - 151+51	LT - 5 QB1

LANDSCAPE BACKFILL MIX - TRUCK MEASUREMENT	
STA 144+00 - 148+63	LT - 463 FT x 23 FT x 2 FT
STA 148+67 - 152+00	LT - 333 FT x 27 FT x 2 FT



LEGEND

-  PROPOSED WOODY SHRUBS/HEDGE
-  PROPOSED DECIDUOUS TREE
-  PROPOSED CONIFEROUS TREE
-  LANDSCAPE BACKFILL MIX
-  DENOTES TREE OR STUMP REMOVAL



PROJECT NAME:	CHARLOTTE
PROJECT NUMBER:	F EGC 019-4(20)
FILE NAME:	d78d062_landscape_bdr.dgn
PROJECT LEADER:	K. UPMAL
DESIGNED BY:	C. LEACH
LANDSCAPE LAYOUT SHEET 18	
PLOT DATE:	15-MAR-2016
DRAWN BY:	S. ZWICK
CHECKED BY:	C. LEACH
SHEET	198 OF 499