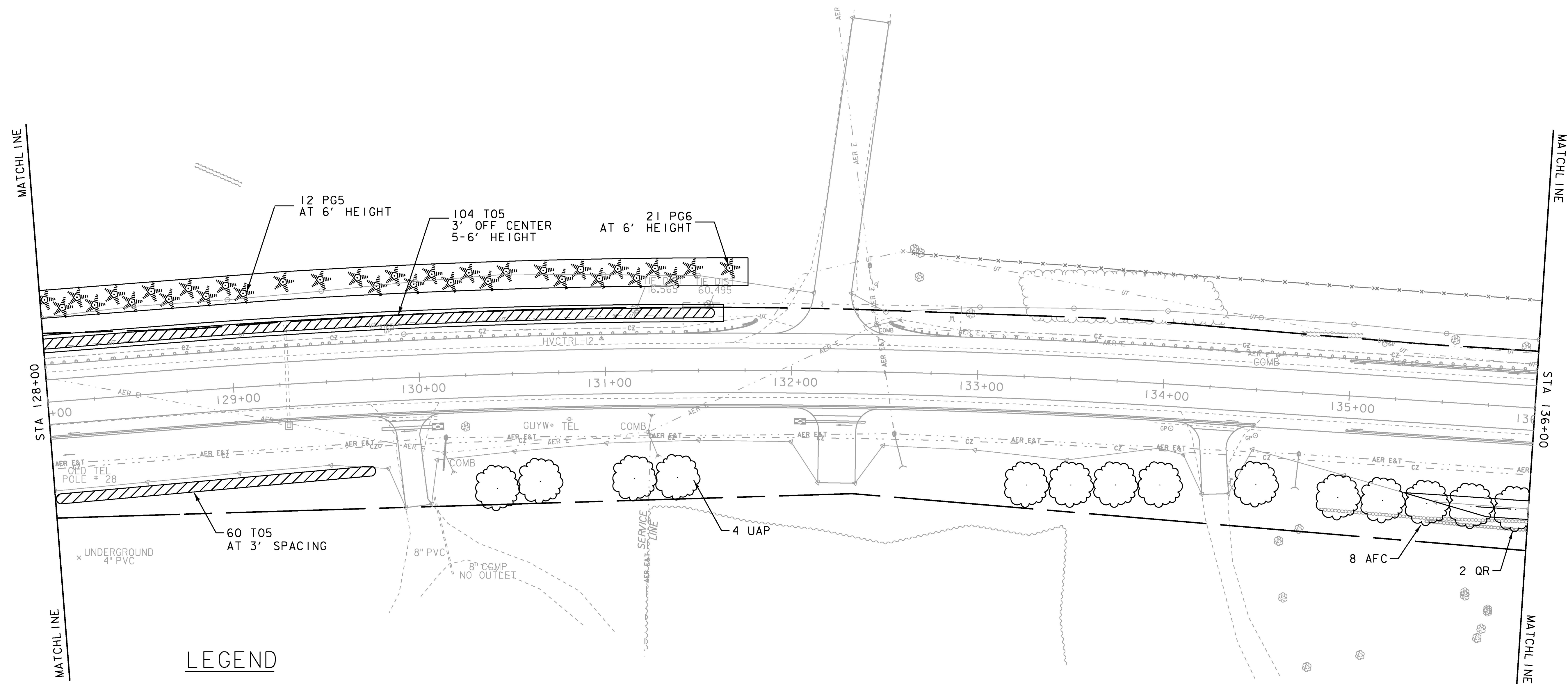
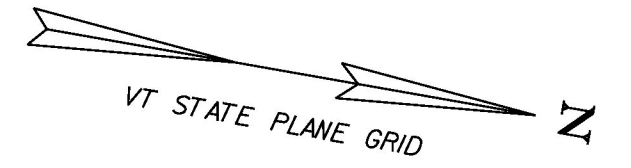







EVERGREEN TREES
 STA 128+00 - 131+60 LT - 104 T05
 STA 128+00 - 129+75 RT - 60 T05
 STA 128+20 - 129+09 LT - 12 PG5
 STA 129+30 - 131+67 LT - 21 PG6

DECIDUOUS TREES
 STA 130+40 - 131+38 RT - 4 UAP
 STA 133+29 - 135+46 RT - 8 AFC
 STA 135+69 - 135+94 RT - 2 QR

LANDSCAPE BACKFILL MIX, TRUCK MEASUREMENT
 STA 128+00 - 131+77 LT - 377 FT x 15 FT x 2 FT
 STA 128+00 - 131+64 LT - 364 FT x 9 FT x 2 FT
 STA 135+33 - 136+00 RT - 45 FT x 10 FT x 2 FT



LEGEND

-  PROPOSED WOODY SHRUBS/HEDGE
-  PROPOSED DECIDUOUS TREE
-  PROPOSED CONIFEROUS TREE
-  LANDSCAPE BACKFILL MIX
-  DENOTES TREE OR STUMP REMOVAL



PROJECT NAME: CHARLOTTE	PLOT DATE: 15-MAR-2016
PROJECT NUMBER: F EGC 019-4(20)	DRAWN BY: S. ZWICK
FILE NAME: d78d062_landscape_bdr.dgn	CHECKED BY: C. LEACH
DESIGNED BY: C. LEACH	LANDSCAPE LAYOUT SHEET 16
	SHEET 196 OF 499