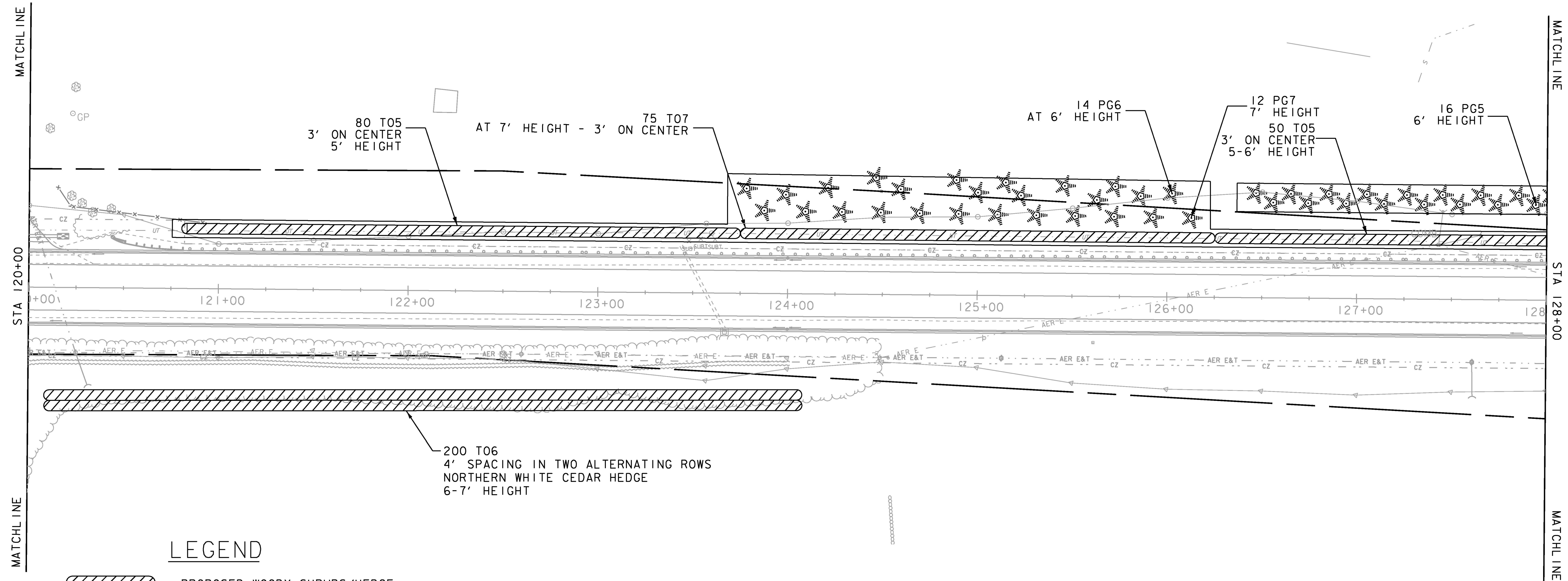
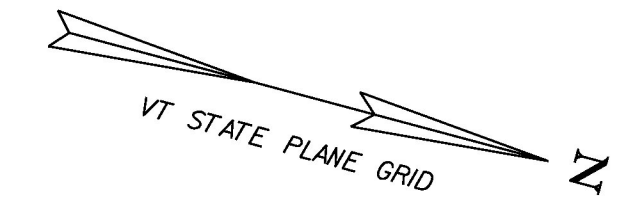


EVERGREEN TREES






STA 120+08 - 124+08 RT - 200 T06
 STA 120+80 - 123+75 LT - 80 T05
 STA 123+75 - 126+25 LT - 75 T07
 STA 123+78 - 126+19 LT - 14 PG6
 STA 123+88 - 126+13 LT - 12 PG7
 STA 126+25 - 128+00 LT - 50 T05
 STA 126+46 - 127+85 LT - 16 PG5

LANDSCAPE BACKFILL, TRUCK MEASUREMENT

STA 120+75 - 128+00 LT - 490 FT x 25 FT x 2 FT
 STA 126+37 - 128+00 LT - 163 FT x 15 FT x 2 FT



LEGEND

-  PROPOSED WOODY SHRUBS/HEDGE
-  PROPOSED DECIDUOUS TREE
-  PROPOSED CONIFEROUS TREE
-  LANDSCAPE BACKFILL MIX
-  DENOTES TREE OR STUMP REMOVAL



PROJECT NAME: CHARLOTTE	
PROJECT NUMBER: F EGC 019-4(20)	
FILE NAME: d78d062_landscape_bdr.dgn	PLOT DATE: 15-MAR-2016
PROJECT LEADER: K. UPMAL	DRAWN BY: S. ZWICK
DESIGNED BY: C. LEACH	CHECKED BY: C. LEACH
LANDSCAPE LAYOUT SHEET 15	SHEET 195 OF 499