

EVERGREEN TREES  
 STA 104+06 RT - 1 PG5  
 STA 104+31 - 104+56 RT - 2 LD

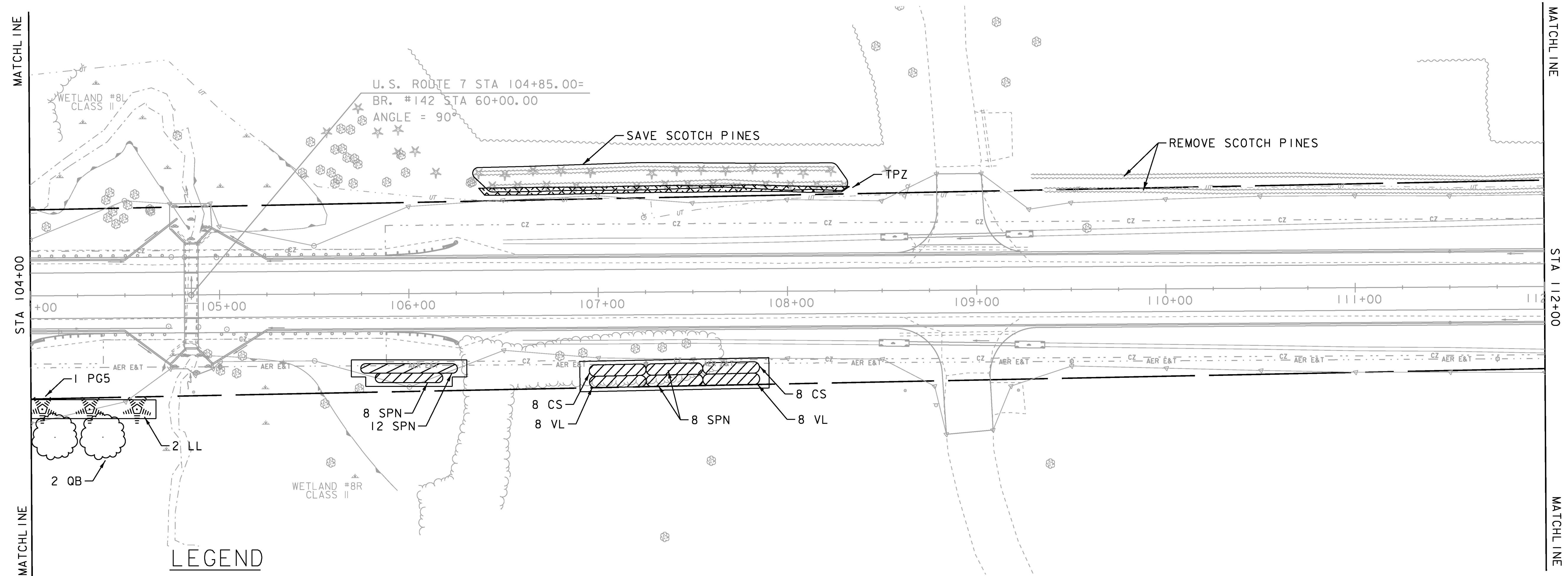
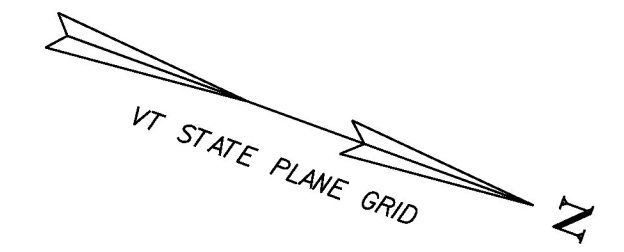
DECIDUOUS TREES  
 STA 104+13 - 104+38 RT - 2 QB

DECIDUOUS SHRUBS  
 STA 105+74 - 106+25 RT - 12 SPN  
 STA 105+82 - 106+18 RT - 8 SPN  
 STA 106+95 - 107+25 RT - 8 CS  
 STA 106+95 - 107+25 RT - 8 VL  
 STA 107+25 - 107+55 RT - 8 SPN  
 STA 107+25 - 107+55 RT - 8 SPN  
 STA 107+55 - 107+85 RT - 8 CS  
 STA 107+55 - 107+85 RT - 8 VL

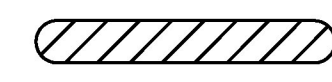




LANDSCAPE BACKFILL, TRUCK MEASUREMENT  
 STA 104+00 - STA 104+66 RT - 66 FT x 10 FT x 2 FT  
 STA 105+69 - STA 106+30 RT - 61 FT x 14 FT x 2 FT  
 STA 106+90 - STA 107+90 RT - 100 FT x 16 FT x 2 FT

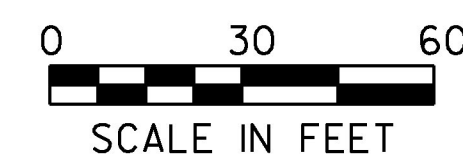
TREE PROTECTION  
 STA 106+37 - 108+33 LT

SAVE TREES  
 STA 106+37 - 108+31 LT (2 ROWS, SCOTCH PINES)



LEGEND

-  PROPOSED WOODY SHRUBS/HEDGE
-  PROPOSED DECIDUOUS TREE
-  PROPOSED CONIFEROUS TREE
-  LANDSCAPE BACKFILL MIX
-  DENOTES TREE OR STUMP REMOVAL



PROJECT NAME:	CHARLOTTE
PROJECT NUMBER:	F EGC 019-4(20)
FILE NAME: d78d062_landscape_bdr.dgn	PLOT DATE: 15-MAR-2016
PROJECT LEADER: K. UPMAL	DRAWN BY: S. ZWICK
DESIGNED BY: C. LEACH	CHECKED BY: C. LEACH
LANDSCAPE LAYOUT SHEET 13	SHEET 193 OF 499