

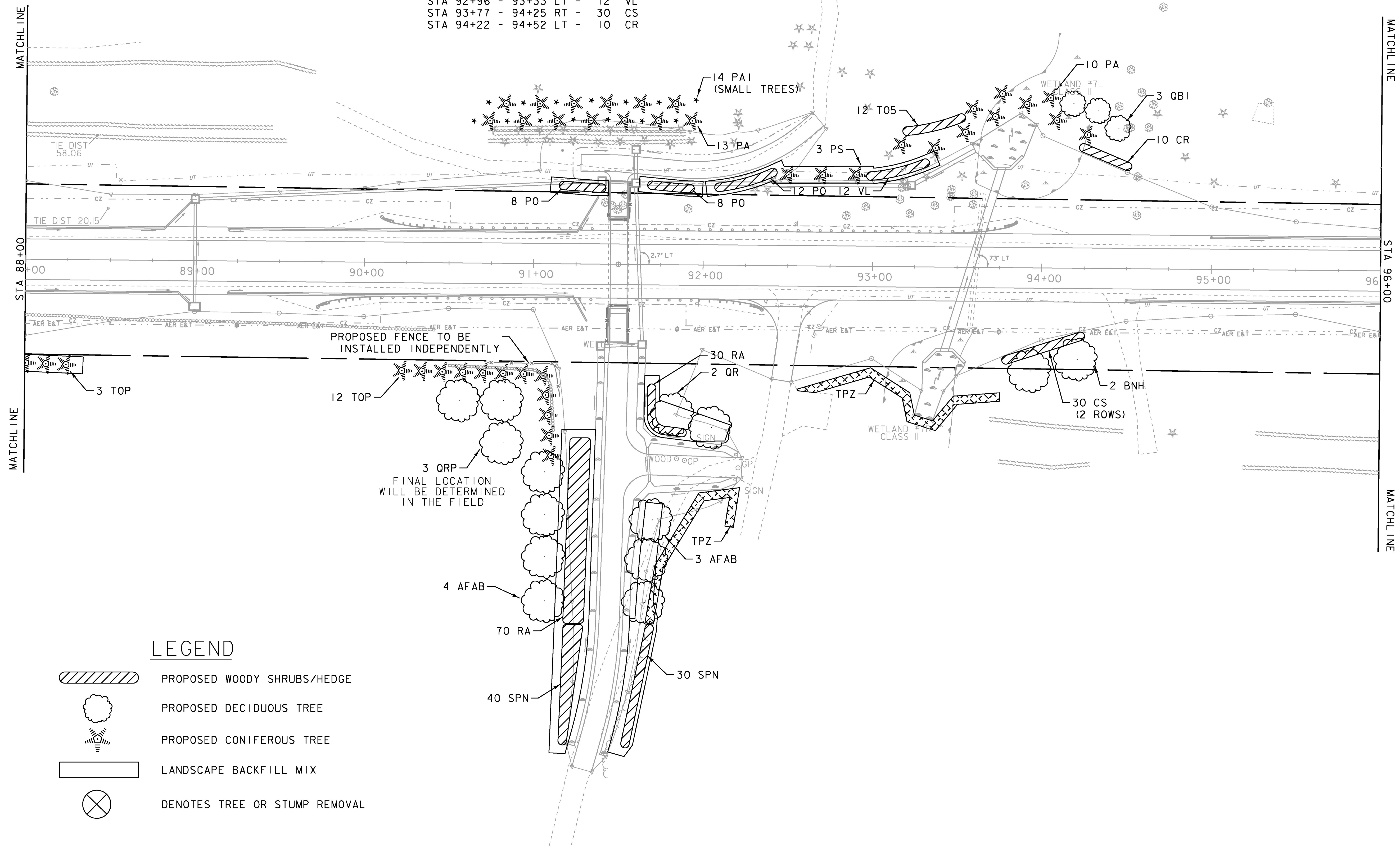
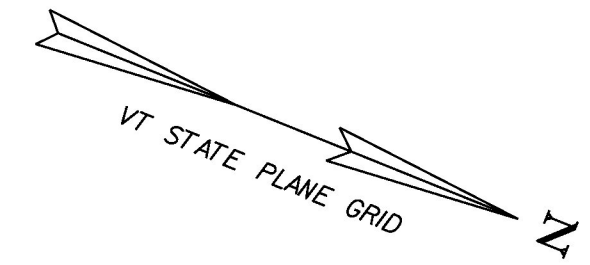
EVERGREEN TREES	
STA 88+00 - 88+24 RT - 3 TOP	
STA 90+23 - 91+11 RT - 12 TOP	
STA 90+73 - 91+93 LT - 13 PA	
STA 90+73 - 91+93 LT - 14 PAI	
STA 92+50 - 92+90 LT - 3 PS	
STA 93+16 - 94+26 LT - 10 PA	
STA 93+17 - 93+54 LT - 12 T05	

DECIDUOUS TREES	
STA 90+57 - 90+83 RT - 3 QRP	
STA 91+08 - 91+08 RT - 4 AFAB	
STA 91+67 - 91+71 RT - 3 AFAB	
STA 91+84 - 92+06 RT - 2 QR	
STA 93+94 - 94+21 RT - 2 BNH	
STA 94+18 - 94+45 LT - 3 QB1	

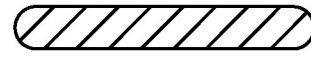




SHRUBS	
STA 91+15 - 91+42 LT - 8 PO	
STA 91+19 - 91+25 RT - 40 SPN	
STA 91+25 - 91+28 RT - 70 RA	
STA 91+56 - 91+68 RT - 30 SPN	
STA 91+67 - 91+94 LT - 8 PO	
STA 91+70 - 91+91 RT - 30 RA	
STA 92+07 - 92+43 LT - 12 PO	
STA 92+96 - 93+33 LT - 12 VL	
STA 93+77 - 94+25 RT - 30 CS	
STA 94+22 - 94+52 LT - 10 CR	

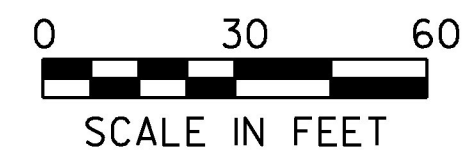
TREE PROTECTION	
STA 91+68 - 92+23 RT	
STA 92+56 - 93+76 RT	

LANDSCAPE BACKFILL, TRUCK MEASUREMENT	
STA 88+00 - STA 88+34 RT - 34 FT x 10 FT x 2 FT	
STA 91+09 - STA 91+44 LT - 34 FT x 9 FT x 2 FT	
STA 91+18 - STA 91+37 RT - 192 FT x 15 FT x 2 FT	
STA 91+46 - STA 91+77 RT - 151 FT x 13 FT x 2 FT	
STA 91+62 - STA 92+00 LT - 38 FT x 9 FT x 2 FT	
STA 91+66 - STA 92+17 RT - 54 FT x 13 FT x 2 FT	
STA 92+02 - STA 93+39 LT - 141 FT x 10 FT x 2 FT	



LEGEND

-  PROPOSED WOODY SHRUBS/HEDGE
-  PROPOSED DECIDUOUS TREE
-  PROPOSED CONIFEROUS TREE
-  LANDSCAPE BACKFILL MIX
-  DENOTES TREE OR STUMP REMOVAL



PROJECT NAME: CHARLOTTE	PLOT DATE: 15-MAR-2016
PROJECT NUMBER: F EGC 019-4(20)	DRAWN BY: S. ZWICK
FILE NAME: d78d062_landscape_bdr.dgn	DESIGNED BY: C. LEACH
LANDSCAPE LAYOUT SHEET II	CHECKED BY: C. LEACH
	SHEET 191 OF 499