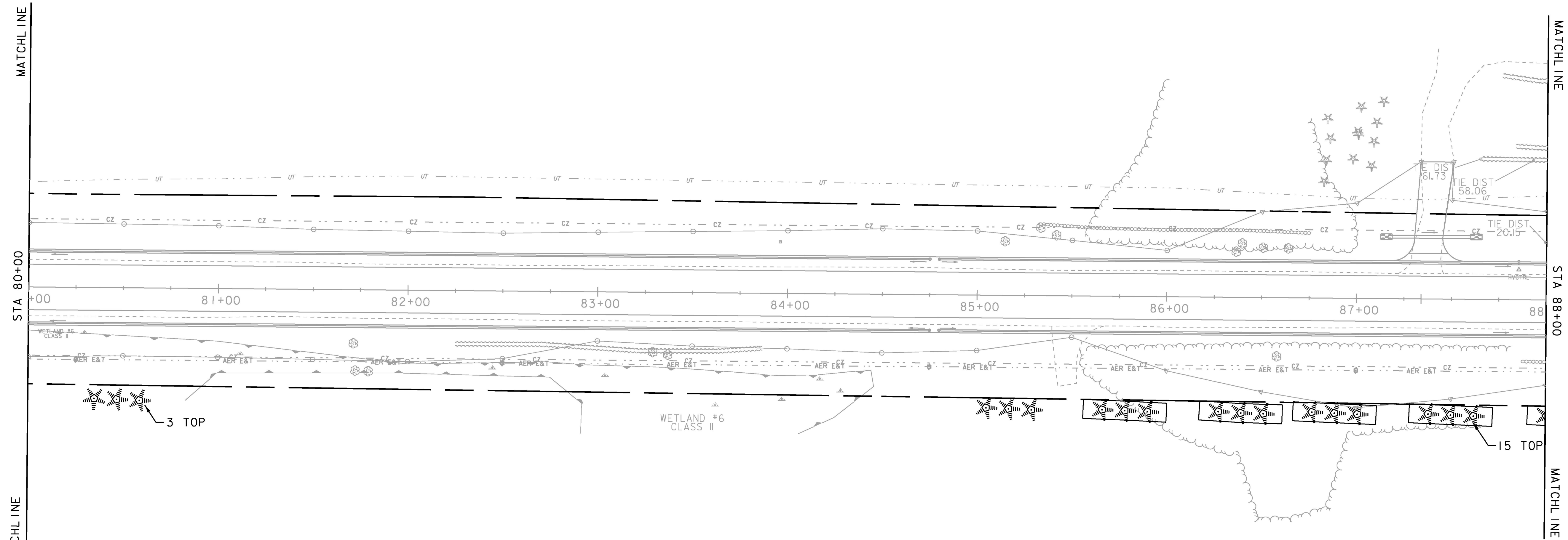
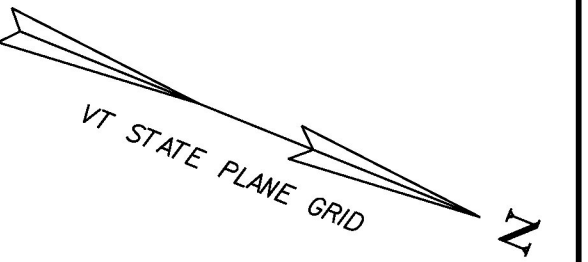




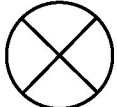


EVERGREEN TREES
 STA 80+35 - 80+59 RT - 3 TOP
 STA 85+05 - 87+62 RT - 15 TOP

LANDSCAPE BACKFILL, TRUCK MEASUREMENT
 STA 85+56 - STA 86+00 RT - 44 FT x 10 FT x 2 FT
 STA 86+17 - STA 86+61 RT - 44 FT x 10 FT x 2 FT
 STA 86+67 - STA 87+11 RT - 44 FT x 10 FT x 2 FT
 STA 87+28 - STA 87+72 RT - 44 FT x 10 FT x 2 FT
 STA 87+90 - STA 88+00 RT - 10 FT x 10 FT x 2 FT



LEGEND

-  PROPOSED WOODY SHRUBS/HEDGE
-  PROPOSED DECIDUOUS TREE
-  PROPOSED CONIFEROUS TREE
-  LANDSCAPE BACKFILL MIX
-  DENOTES TREE OR STUMP REMOVAL



PROJECT NAME:	CHARLOTTE
PROJECT NUMBER:	F EGC 019-4(20)
FILE NAME: d78d062_landscape_bdr.dgn	PLOT DATE: 15-MAR-2016
PROJECT LEADER: K. UPMAL	DRAWN BY: S. ZWICK
DESIGNED BY: C. LEACH	CHECKED BY: C. LEACH
LANDSCAPE LAYOUT SHEET 10	SHEET 190 OF 499