

EVERGREEN TREES  
 STA 58+47 - 59+12 LT - 21 T06  
 STA 58+54 - 58+90 RT - 4 TOP  
 STA 60+56 - 61+51 RT - 12 TOP  
 STA 62+88 - 63+60 RT - 7 TOP

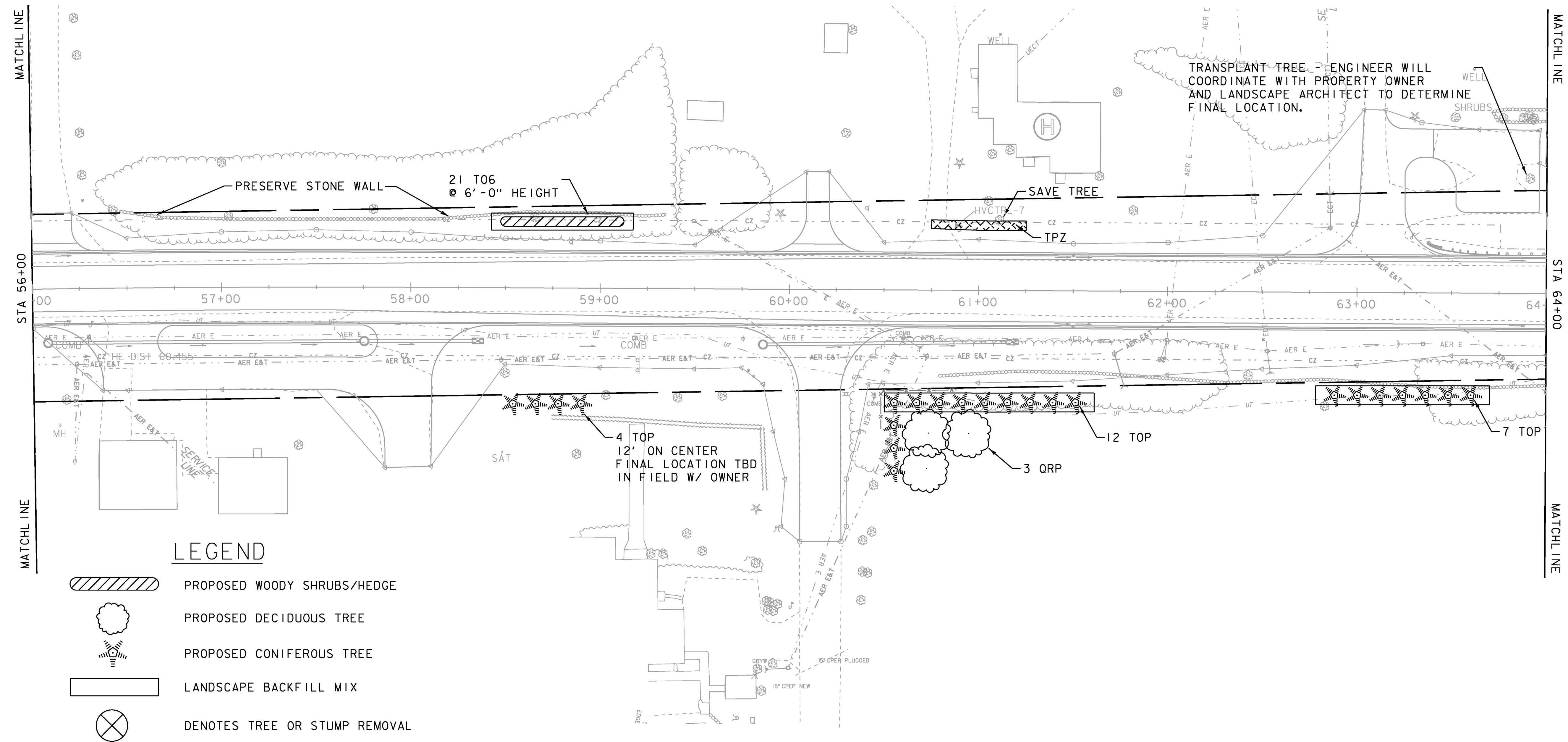

DECIDUOUS TREES  
 STA 60+73 - 60+95 RT - 3 QRP

TRANSPLANTING TREES  
 STA 63+91 LT - SMALL APPLE

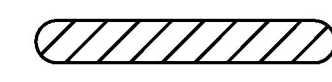



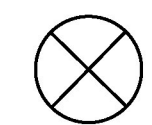
LANDSCAPE BACKFILL, TRUCK MEASUREMENT  
 STA 58+42 - STA 59+17 LT - 75 FT x 9 FT x 2 FT  
 STA 60+51 - STA 61+61 RT - 111 FT x 10 FT x 2 FT  
 STA 62+78 - STA 63+70 RT - 92 FT x 10 FT x 2 FT

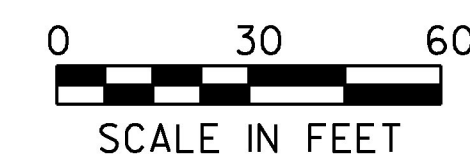
TREE PROTECTION ZONE  
 STA 60+75 - 61+25 LT

SAVE TREES  
 STA 61+11 - L. BLACK WALNUT



**LEGEND**

-  PROPOSED WOODY SHRUBS/HEDGE
-  PROPOSED DECIDUOUS TREE
-  PROPOSED CONIFEROUS TREE
-  LANDSCAPE BACKFILL MIX
-  DENOTES TREE OR STUMP REMOVAL



PROJECT NAME: CHARLOTTE	PLOT DATE: 15-MAR-2016
PROJECT NUMBER: F EGC 019-4(20)	DRAWN BY: S. ZWICK
FILE NAME: d78d062_landscape_bdr.dgn	CHECKED BY: C. LEACH
PROJECT LEADER: K. UPMAL	LANDSCAPE LAYOUT SHEET 7
DESIGNED BY: C. LEACH	SHEET 187 OF 499