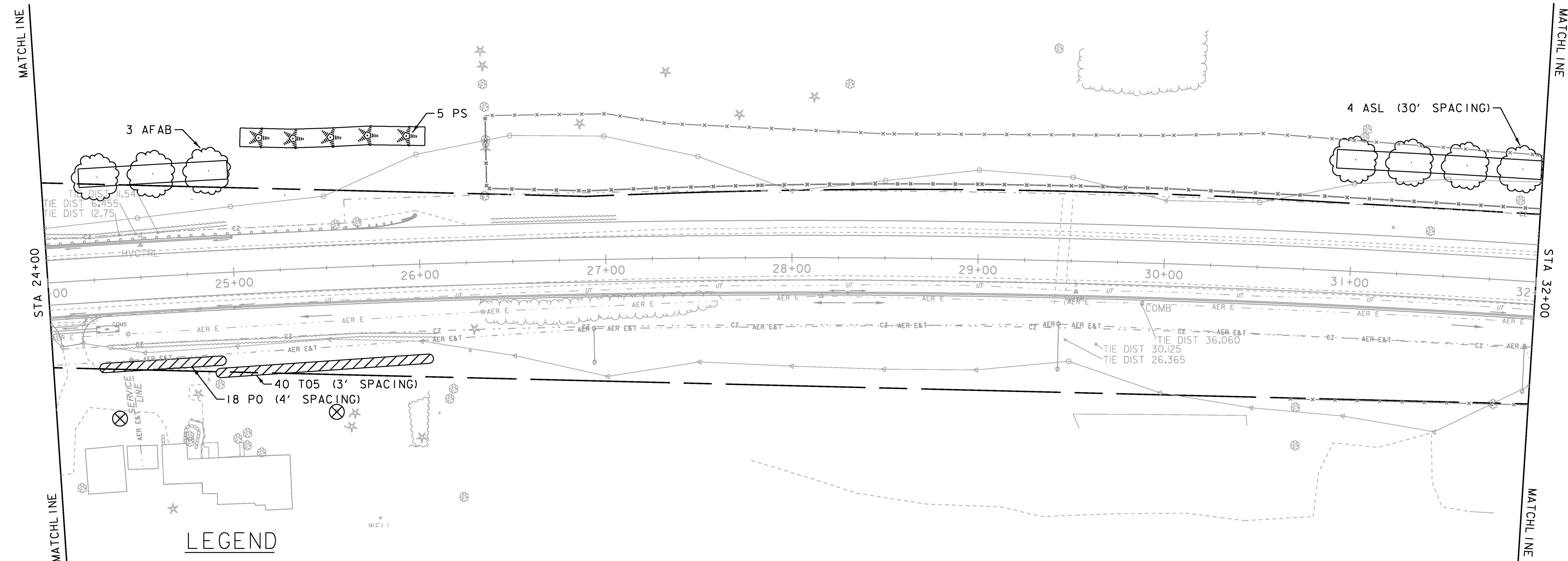
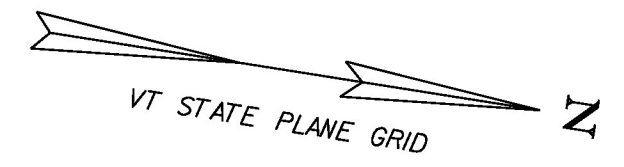


EVERGREEN TREES
 STA 25+15 - 25+94 LT - 5 PS
 STA 24+88 - 26+06 RT - 40 T05






DECIDUOUS TREES
 STA 24+30 - 24+90 LT - 3 AFAB
 STA 31+00 - 31+90 LT - 4 ASL

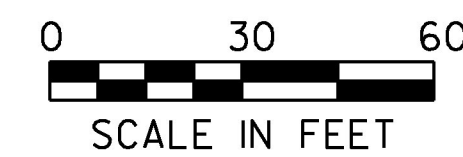
DECIDUOUS SHRUBS
 STA 24+25 - 24+94 RT - 18 PO

LANDSCAPE BACKFILL, TRUCK MEASUREMENT
 STA 24+19 - STA 25+00 LT - 80 FT x 10 FT x 2 FT
 STA 25+07 - STA 26+05 LT - 99 FT x 10 FT x 2 FT
 STA 30+90 - STA 31+99 LT - 110 FT x 10 FT x 2 FT



LEGEND

-  PROPOSED WOODY SHRUBS/HEDGE
-  PROPOSED DECIDUOUS TREE
-  PROPOSED CONIFEROUS TREE
-  LANDSCAPE BACKFILL MIX
-  DENOTES TREE OR STUMP REMOVAL



PROJECT NAME: CHARLOTTE	PLOT DATE: 15-MAR-2016
PROJECT NUMBER: F EGC 019-4(20)	DRAWN BY: S. ZWICK
FILE NAME: d78d062_landscape_bdr.dgn	CHECKED BY: C. LEACH
DESIGNED BY: C. LEACH	LANDSCAPE LAYOUT SHEET 3
	SHEET 183 OF 499