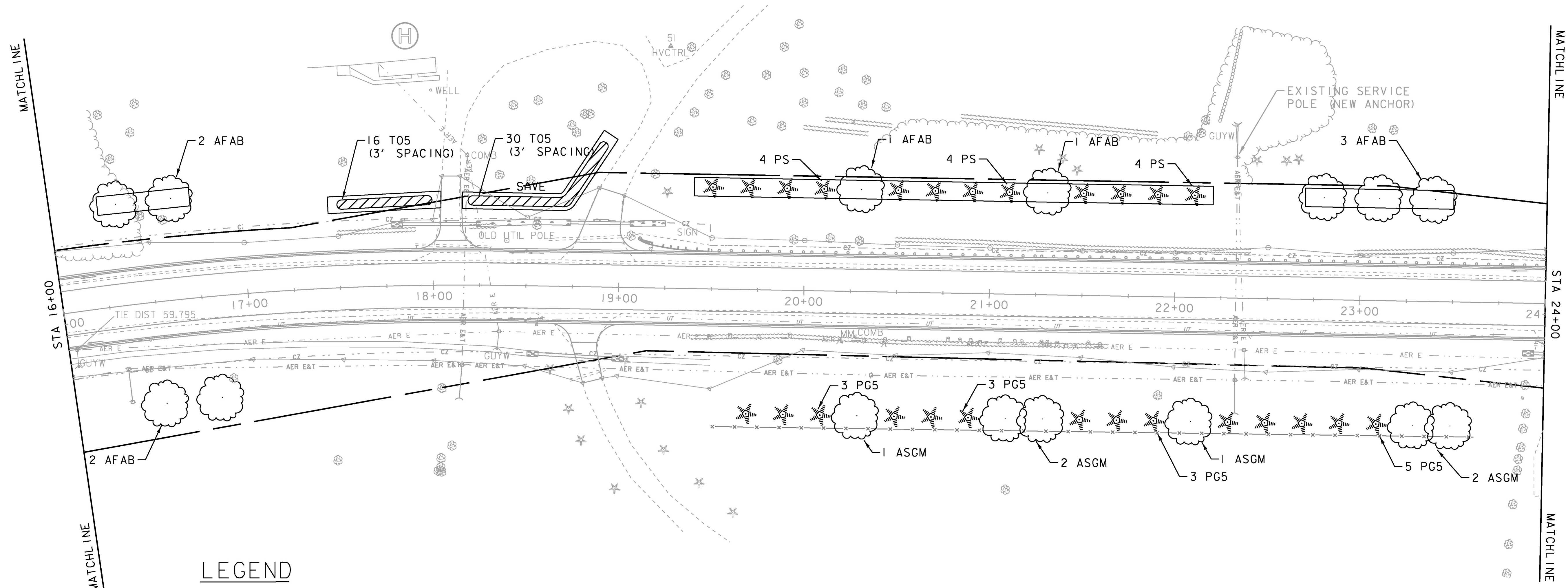
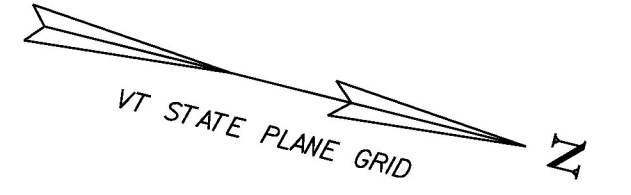







EVERGREEN TREES
 STA 17+50 - 18+00 LT - 16 T05
 STA 18+19 - 18+93 LT - 30 T05
 STA 19+50 - 20+10 LT - 4 PS
 STA 19+70 - 20+10 RT - 3 PG5
 STA 20+50 - 20+90 RT - 3 PG5
 STA 20+50 - 21+10 LT - 4 PS
 STA 21+50 - 21+90 RT - 3 PG5
 STA 21+50 - 22+10 LT - 4 PS
 STA 22+30 - 23+10 RT - 5 PG5

DECIDUOUS TREES
 STA 16+35 - 16+64 LT - 2 AFAB
 STA 16+50 - 16+81 RT - 2 AFAB
 STA 20+30 RT - 1 ASGM
 STA 20+30 LT - 1 AFAB
 STA 21+10 - 21+30 RT - 2 ASGM
 STA 21+30 LT - 1 AFAB
 STA 22+10 RT - 1 ASGM
 STA 22+80 - 23+40 LT - 3 AFAB
 STA 23+30 - 23+50 RT - 2 ASGM

LANDSCAPE BACKFILL, TRUCK MEASUREMENT
 STA 16+25 - STA 16+73 LT - 50 FT x 10 FT x 2 FT
 STA 17+45 - STA 18+05 LT - 61 FT x 9 FT x 2 FT
 STA 18+16 - STA 18+98 LT - 99 FT x 9 FT x 2 FT
 STA 19+40 - STA 20+22 LT - 280 FT x 10 FT x 2 FT
 STA 22+70 - STA 23+50 LT - 80 FT x 10 FT x 2 FT



LEGEND

-  PROPOSED WOODY SHRUBS/HEDGE
-  PROPOSED DECIDUOUS TREE
-  PROPOSED CONIFEROUS TREE
-  LANDSCAPE BACKFILL MIX
-  DENOTES TREE OR STUMP REMOVAL



PROJECT NAME:	CHARLOTTE
PROJECT NUMBER:	F EGC 019-4(20)
FILE NAME:	d78d062_landscape_bdr.dgn
PROJECT LEADER:	K. UPMAL
DESIGNED BY:	C. LEACH
LANDSCAPE LAYOUT SHEET 2	
PLOT DATE:	15-MAR-2016
DRAWN BY:	S. ZWICK
CHECKED BY:	C. LEACH
SHEET	182 OF 499