

GEOTEXTILE FOR SILT FENCE

STA 116+11 LT
 STA 116+65 LT
 STA 117+21 LT
 STA 117+88 LT

TEMPORARY EROSION MATTING

STA 112+00 - 118+28 LT
 STA 112+00 - 117+05 RT
 STA 118+43 - 120+00 RT

TEMPORARY STONE CHECK DAM, TYPE I

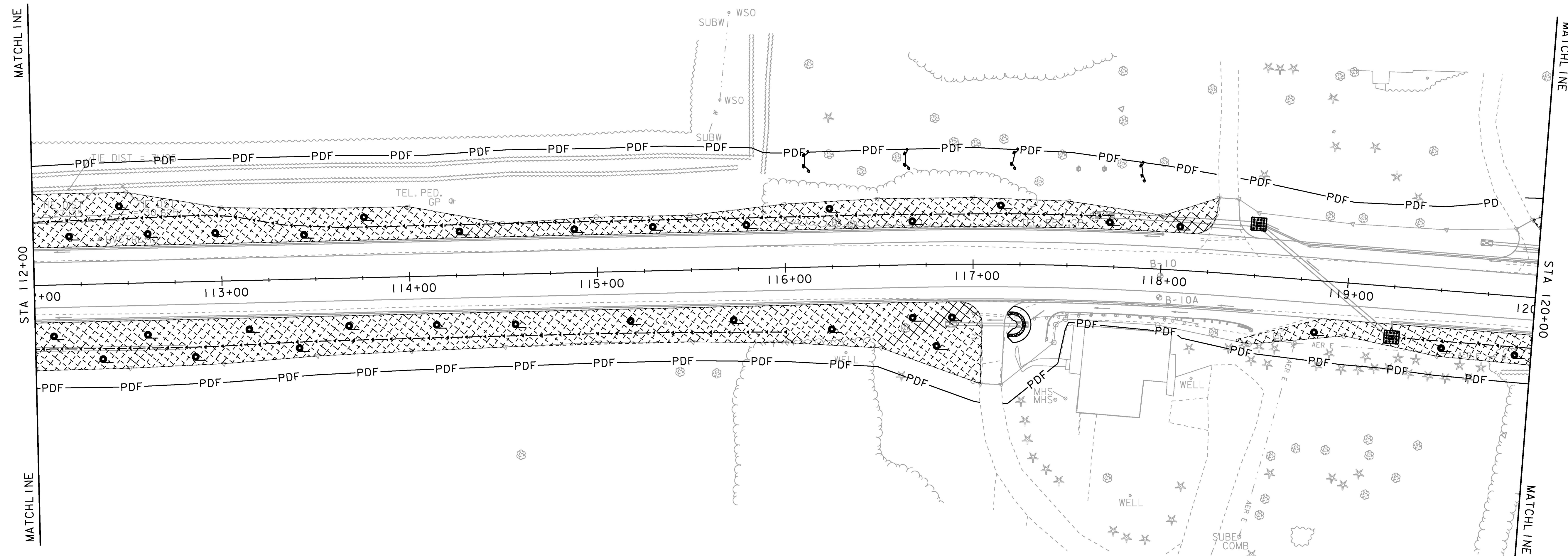
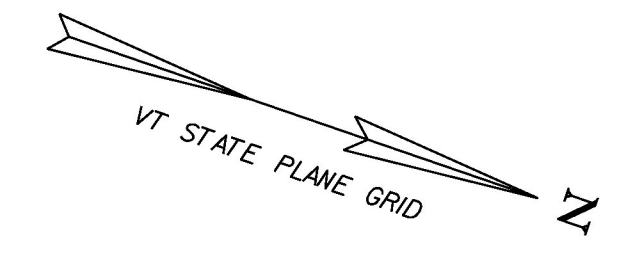
STA 112+00 - 117+74 LT
 STA 112+00 - 116+00 RT
 STA 119+30 - 120+00 RT

INLET PROTECTION DEVICE, TYPE I

STA 117+25 RT (PIPE INLET PROTECTION)
 STA 118+50 LT (STONE & BLOCK DROP)
 STA 119+25 RT (STONE & BLOCK DROP)

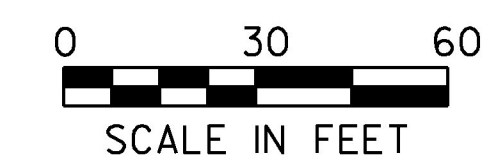
PROJECT DEMARCATION FENCE

STA 112+00 - 118+27 LT
 STA 112+00 - 117+04 RT
 STA 117+16 - 120+00 RT
 STA 118+39 - 119+77 LT
 STA 119+90 - 120+00 LT



LEGEND

- DETOUR SLOPE LIMITS
- STONE & BLOCK DROP, INLET PROTECTION TYPE I
- PIPE INLET PROTECTION, INLET PROTECTION TYPE I



PROJECT NAME:	CHARLOTTE
PROJECT NUMBER:	F EGC 019-4(20)
FILE NAME:	d78d062_ero_construction_bdr.dgn
PLOT DATE:	15-MAR-2016
PROJECT LEADER:	K. UPMAL
DRAWN BY:	N. PAPPAS
DESIGNED BY:	N. PAPPAS
CHECKED BY:	C. LEACH
EPSC CONSTRUCTION SHEET 14	SHEET 151 OF 499