

**GEOTEXTILE FOR SILT FENCE, WOVEN WIRE REINFORCED**

STA 40+00 - 40+22 LT (3)  
 STA 40+63 - 40+67 LT  
 STA 40+89 - 40+95 LT  
 STA 41+17 - 41+53 LT  
 STA 41+80 - 41+95 LT  
 STA 42+10 - 43+52 LT (3)  
 STA 43+58 - 43+66 LT  
 STA 44+24 LT

**TEMPORARY EROSION MATTING**

STA 40+00 - 42+80 RT  
 STA 40+00 - 41+16 LT  
 STA 42+42 - 45+08 LT  
 STA 44+07 - 48+00 RT  
 STA 45+29 - 47+32 LT  
 TEMPORARY STONE CHECK DAM, TYPE I  
 STA 40+75 - 42+75 RT  
 STA 45+50 - 48+00 RT

**INLET PROTECTION DEVICE, TYPE I**

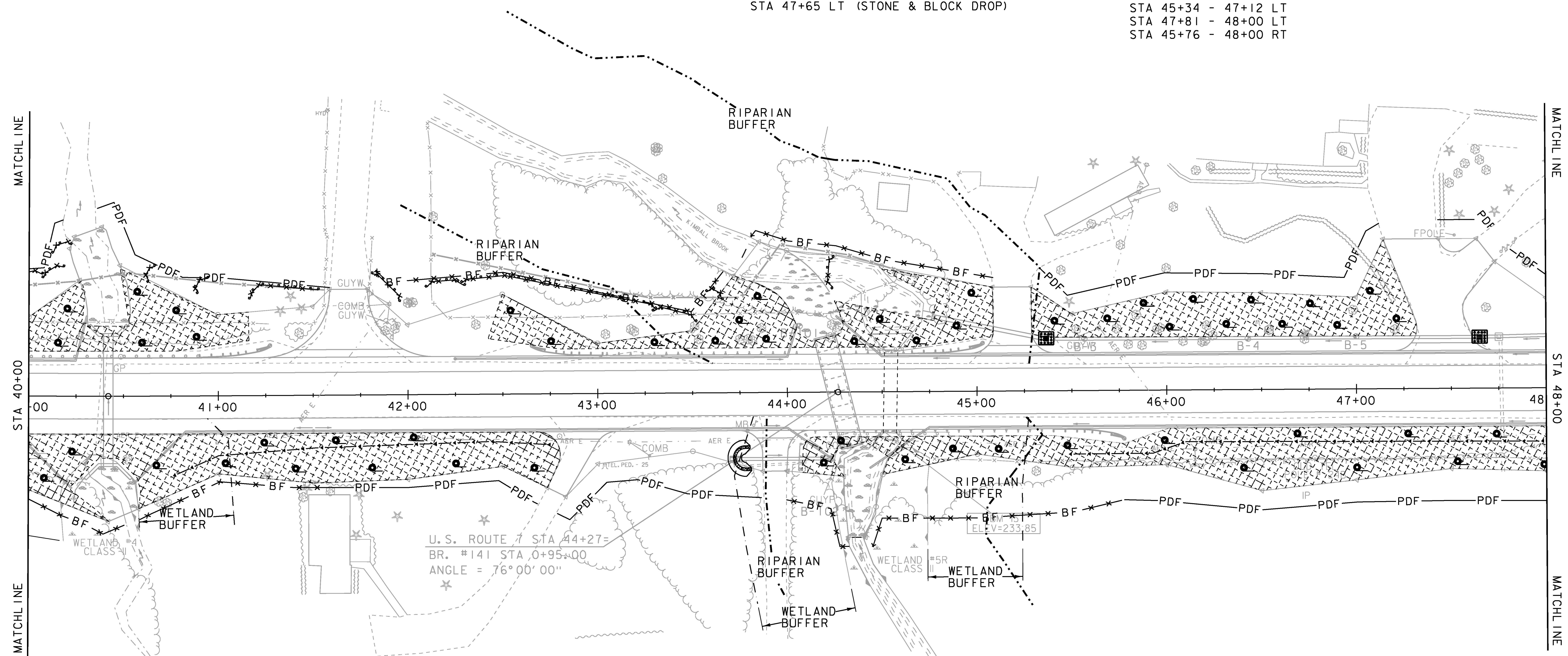

STA 43+72 RT (PIPE INLET PROTECTION)  
 STA 45+36 LT (STONE & BLOCK DROP)  
 STA 47+65 LT (STONE & BLOCK DROP)

**BARRIER FENCE**

STA 40+00 - 40+50 RT  
 STA 40+58 - 41+58 RT  
 STA 41+83 - 43+66 LT  
 STA 43+81 - 45+08 LT  
 STA 43+99 - 44+27 RT  
 STA 44+45 - 45+76 RT

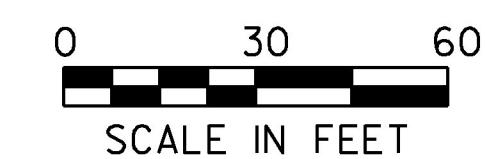
**PROJECT DEMARCATION FENCE**

STA 40+00 - 40+18 LT  
 STA 40+36 - 41+59 LT  
 STA 41+58 - 42+68 RT  
 STA 41+87 - 43+87 LT  
 STA 42+78 - 43+87 RT  
 STA 45+34 - 47+12 LT  
 STA 47+81 - 48+00 LT  
 STA 45+76 - 48+00 RT



**LEGEND**

- DETOUR SLOPE LIMITS
- STONE & BLOCK DROP, INLET PROTECTION TYPE I
- PIPE INLET PROTECTION, INLET PROTECTION TYPE I



PROJECT NAME:	CHARLOTTE
PROJECT NUMBER:	F EGC 019-4(20)
FILE NAME:	d78d062_ero_construction_bdr.dgn
PLOT DATE:	15-MAR-2016
PROJECT LEADER:	K. UPMAL
DRAWN BY:	N. PAPPAS
DESIGNED BY:	N. PAPPAS
CHECKED BY:	C. LEACH
EPSC CONSTRUCTION SHEET 5	SHEET 142 OF 499