

**GEOTEXTILE FOR SILT FENCE**

STA 16+00 - 16+11 LT  
 STA 16+71 LT  
 STA 17+17 LT  
 STA 17+66 LT  
 STA 18+22 LT  
 STA 19+08 LT  
 STA 19+77 LT  
 STA 20+51 LT  
 STA 20+83 - 21+07 LT  
 STA 21+25 - 21+71 LT  
 STA 21+81 - 22+16 LT  
 STA 22+28 - 22+56 LT  
 STA 22+76 - 23+07 LT  
 STA 23+16 - 23+37 LT  
 STA 23+73 - 24+00 LT

**TEMPORARY EROSION MATTING**

STA 16+00 - 18+82 RT  
 STA 18+89 - 24+00 RT  
 STA 19+00 - 20+00 LT

**TEMPORARY STONE CHECK DAM, TYPE I**

STA 16+00 TO 18+50 RT  
 STA 16+00 TO 17+84 LT  
 STA 19+10 TO 23+94 RT

**INLET PROTECTION DEVICE, TYPE I**

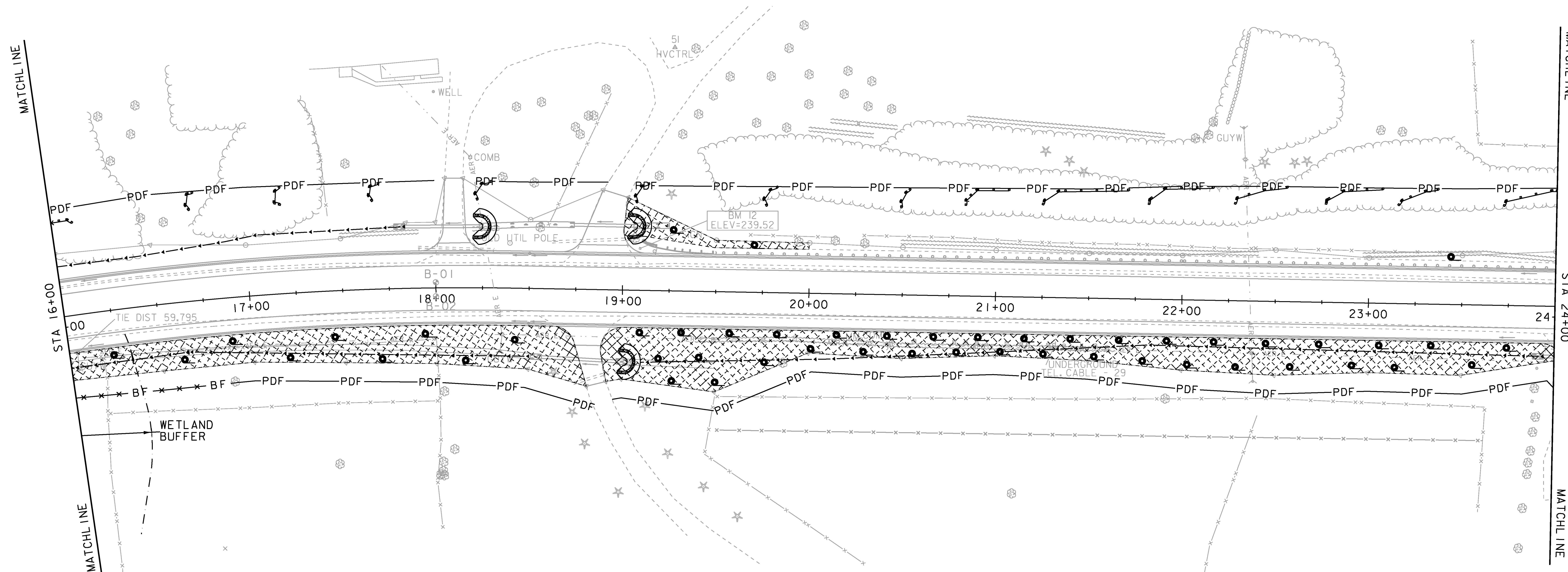
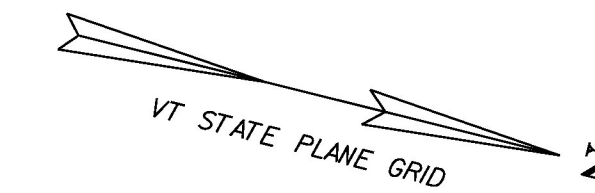
STA 18+25 LT (PIPE INLET PROTECTION)  
 STA 19+06 RT (PIPE INLET PROTECTION)  
 STA 19+09 LT (PIPE INLET PROTECTION)

**BARRIER FENCE**

STA 16+00 - 16+90 RT

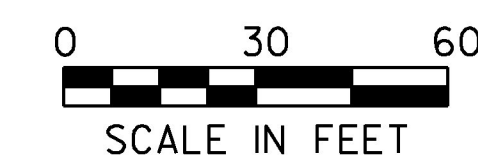
**PROJECT DEMARCATION FENCE**

STA 16+00 - 18+00 LT  
 STA 16+90 - 18+87 RT  
 STA 18+20 - 18+91 LT  
 STA 18+96 - 24+00 RT  
 STA 19+05 - 24+00 LT



**LEGEND**

- DETOUR SLOPE LIMITS
- STONE & BLOCK DROP, INLET PROTECTION TYPE I
- PIPE INLET PROTECTION, INLET PROTECTION TYPE I



PROJECT NAME:	CHARLOTTE
PROJECT NUMBER:	F EGC 019-4(20)
FILE NAME:	d78d062_ero_construction_bdr.dgn
PLOT DATE:	15-MAR-2016
PROJECT LEADER:	K. UPMAL
DRAWN BY:	N. PAPPAS
DESIGNED BY:	N. PAPPAS
CHECKED BY:	C. LEACH
EPSC CONSTRUCTION SHEET 2	SHEET 139 OF 499