


CONSTRUCT GRAVEL DRIVES		
LOCATION/TYPE	RADII STA/OFFSET	APPROX. WIDTH
STA 163+72 LT/(F)	STA 163+47.33/32.00 FT STA 163+96.31/32.00 FT	25 FT

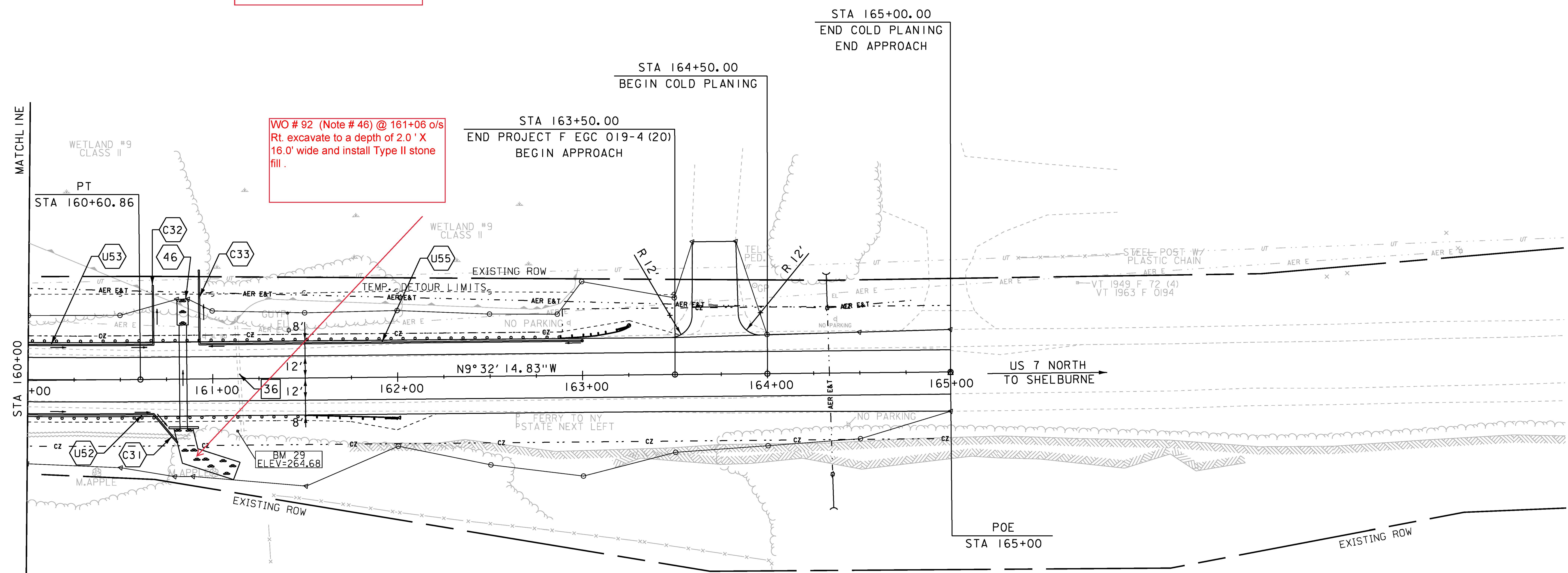
- STEEL BEAM GUARDRAIL, GALVANIZED  
STA 160+00 - 162+88 LT  
STA 160+00 - 161+50 RT
- MANUFACTURED TERMINAL SECTION, FLARED  
STA 162+88 - 163+27 LT
- MANUFACTURED TERMINAL SECTION, TANGENT  
STA 161+50 - 162+00 RT
- REMOVAL AND DISPOSAL OF GUIDE POSTS  
STA 163+94 LT

SPECIAL PROVISION (HAND-PLACED BITUMINOUS CONCRETE MATERIAL, DRIVES)  
STA 163+72 LT



Eliminated as per WO # 60

WO # 92 (Note # 46) @ 161+06 o/s  
Rt. excavate to a depth of 2.0' X  
16.0' wide and install Type II stone fill.

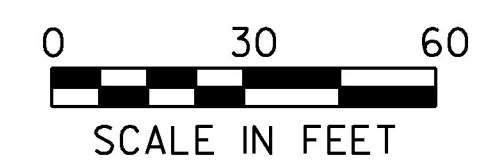


**EXISTING DRAINAGE**  
36 STA 161+15 CL  
REMOVE EXISTING 18" RCP

**NEW DRAINAGE**  
46 STA 160+84 CL  
NEW 48" X 56' CPEP  
W/CAST IN PLACE STRAIGHT HEADWALL AT INLET  
W/TYPE II STONE FILL AT INLET AND OUTLET

**8-INCH UNDERDRAIN**  
U52 STA 160+00 - 160+68 RT  
NEW 8" X 68' UNDERDRAIN  
W/FLUSHING BASIN AT 157+50 RT  
U53 STA 160+00 - 160+68 LT  
NEW 8" X 68' UNDERDRAIN  
W/FLUSHING BASIN AT 157+50 LT  
U55 STA 160+93 - 163+00 LT  
NEW 8" X 207' UNDERDRAIN  
W/FLUSHING BASIN AT 163+00 LT

**8-INCH UNDERDRAIN CARRIER PIPE**  
C31 STA 160+68 RT - 160+81 RT  
NEW 8" X 20' UD CARRIER PIPE  
C32 STA 160+68 LT  
NEW 8" X 32' UD CARRIER PIPE  
C33 STA 160+93 LT  
NEW 8" X 41' UD CARRIER PIPE



PROJECT NAME: CHARLOTTE	PLOT DATE: 15-MAR-2016
PROJECT NUMBER: F EGC 019-4(20)	DRAWN BY: B. KIPP
FILE NAME: d78d062_nul_bdr.dgn	CHECKED BY: C. LEACH
DESIGNED BY: B. KIPP	SHEET 101 OF 499
PLAN SHEET 20	