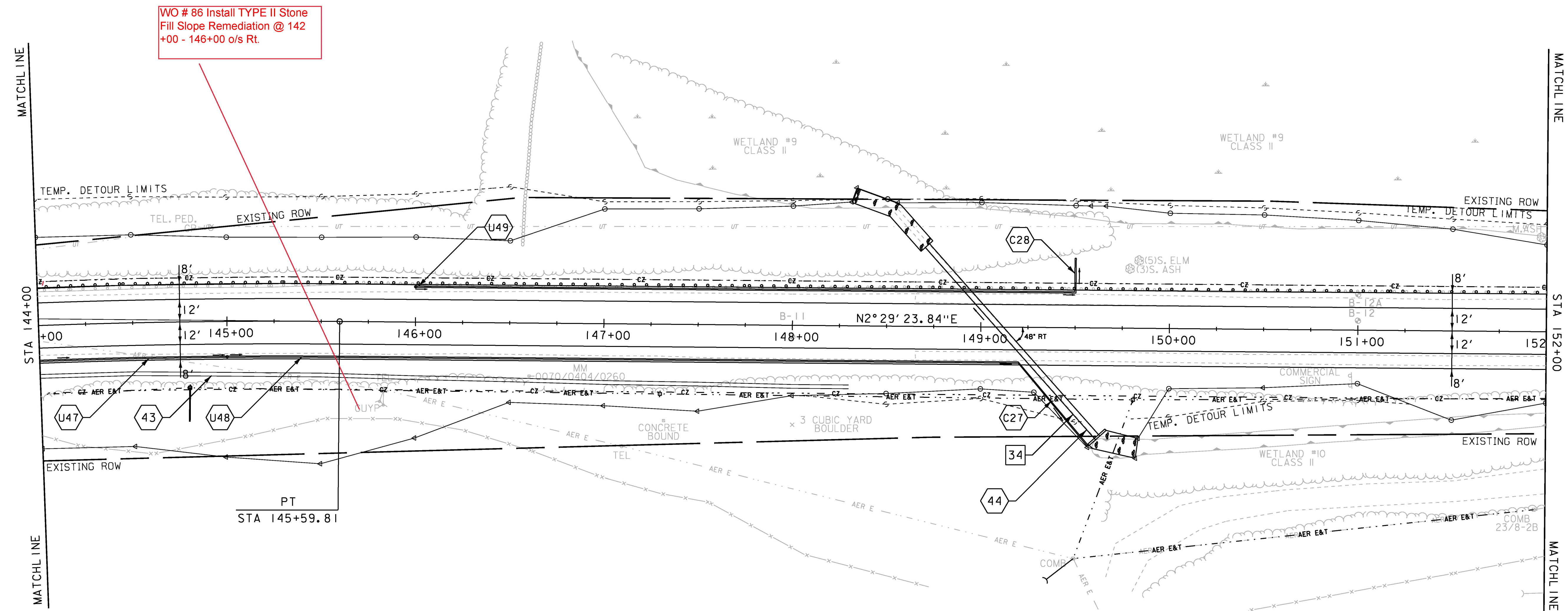

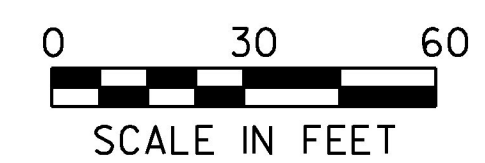


REMOVAL OF EXISTING FENCE
 STA 144+00 - 146+16 RT (ABANDONED BARBED WIRE)
STEEL BEAM GUARDRAIL, GALVANIZED
 STA 144+00 - 152+00 LT
REMOVAL AND DISPOSAL OF GUARDRAIL
 STA 144+00 - 152+00 LT

REMOVAL AND DISPOSAL OF GUIDE POSTS
 STA 144+92 LT
SPECIAL PROVISION
(REMOVE AND STOCKPILE STONEWALL)
 STA 146+57 LT



EXISTING DRAINAGE	NEW DRAINAGE	8-INCH UNDERDRAIN	8-INCH UNDERDRAIN CARRIER PIPE
34 STA 148+54 LT - 149+63 RT REMOVE EXISTING 30" RCP AND HDW	43 STA 144+00 - 148+30 RT CONSTRUCT GRASS LINED TREATMENT SWALE SEE GRASS LINED TREATMENT SWALE DETAILS	U47 STA 144+00 - 145+00 RT NEW 8" X 100' UNDERDRAIN W/FLUSHING BASIN AT 139+50 RT	C27 STA 149+25 - 149+57 RT NEW 8" X 56' UD CARRIER PIPE
	44 STA 149+10 C/L ANGLE = 48°00'00" RT NEW 36" X 144' CPEP W/CAST IN PLACE STRAIGHT HEADWALL AT INLET W/TYPE II STONE FILL AT INLET & OUTLET	U48 STA 145+00 - 149+25 RT NEW 8" X 425' UNDERDRAIN W/FLUSHING BASIN AT 145+00 RT	C28 STA 149+50 LT NEW 8" X 18' UD CARRIER PIPE
		U49 STA 146+00 - 149+50 LT NEW 8" X 350' UNDERDRAIN W/FLUSHING BASIN AT 146+00 LT	



PROJECT NAME: CHARLOTTE	PLOT DATE: 15-MAR-2016
PROJECT NUMBER: F EGC 019-4(20)	DRAWN BY: B. KIPP
FILE NAME: d78d062_nul_bdr.dgn	CHECKED BY: C. LEACH
DESIGNED BY: B. KIPP	SHEET 97 OF 499
PLAN SHEET 18	