

REMOVAL OF EXISTING FENCE

STA 96+57 - 96+86 LT (ABANDONED WOVEN WIRE)
 STA 97+40 - 98+81 LT (ABANDONED WOVEN WIRE)
 STA 100+87 - 102+97 LT (ABANDONED WOVEN WIRE)

REMOVAL AND DISPOSAL OF GUIDE POSTS

STA 97+92 LT

STEEL BEAM GUARDRAIL, GALVANIZED

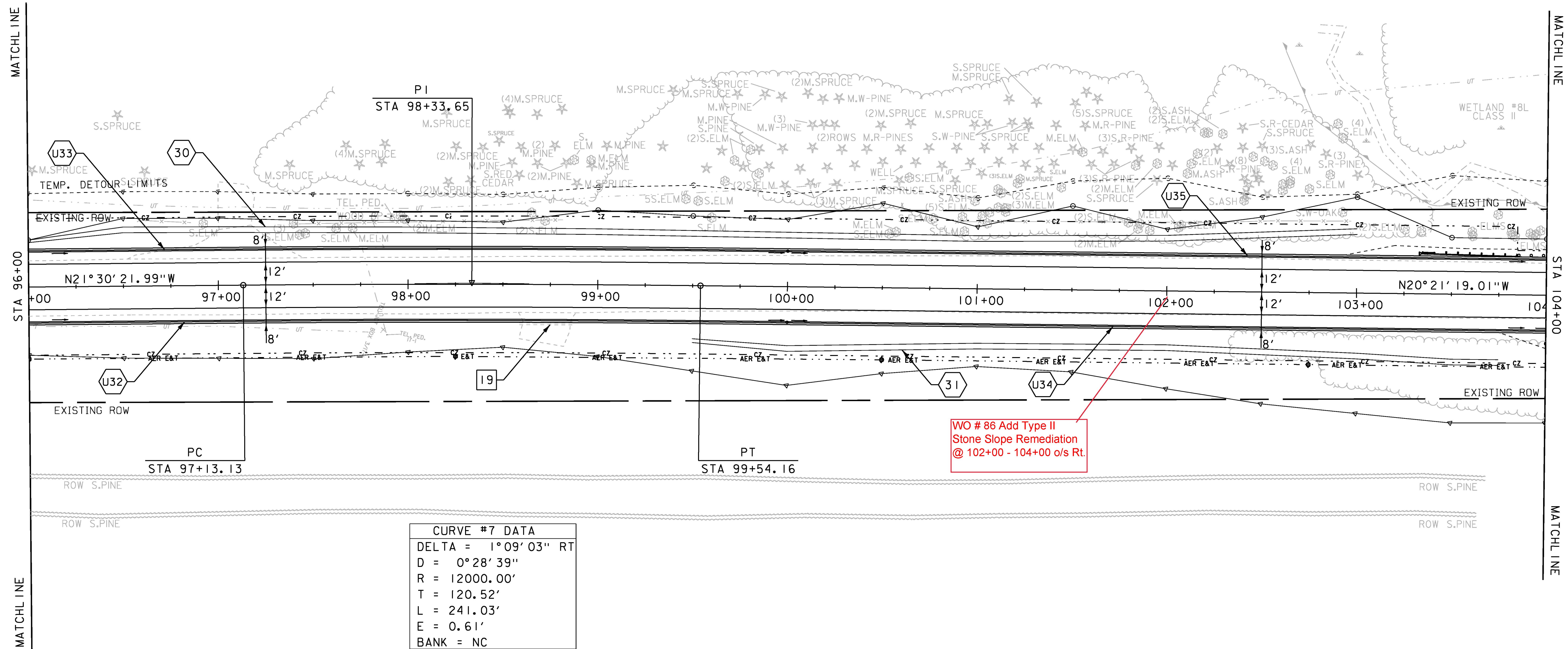

STA 103+88 - 104+00 LT

MANUFACTURED TERMINAL SECTION, FLARED

STA 103+38 - 103+88 LT

103+58.5 - 104+8.5 o/s Lt.

103+21 - 103+58.5 o/s Lt.



CURVE #7 DATA	
DELTA =	1°09'03" RT
D =	0°28'39"
R =	12000.00'
T =	120.52'
L =	241.03'
E =	0.61'
BANK =	NC

EXISTING DRAINAGE

19 STA 98+59 - 98+87 RT
 REMOVE EXISTING 12" CGMP

NEW DRAINAGE

30 STA 96+00 - 103+00 LT
 CONSTRUCT GRASS LINED TREATMENT SWALE
 SEE GRASS LINED TREATMENT SWALE DETAILS

31 STA 99+50 - 103+75 RT
 CONSTRUCT GRASS LINED TREATMENT SWALE
 SEE GRASS LINED TREATMENT SWALE DETAILS

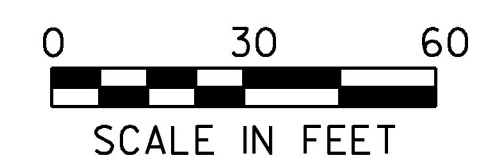
8-INCH UNDERDRAIN

U32 STA 96+00 - 100+00 RT
 NEW 8" X 400' UNDERDRAIN
 W/FLUSHING BASIN AT 94+50 RT

U33 STA 96+00 - 100+00 LT
 NEW 8" X 400' UNDERDRAIN
 W/FLUSHING BASIN AT 95+00 LT

U34 STA 100+00 - 104+00 RT
 NEW 8" X 400' UNDERDRAIN
 W/FLUSHING BASIN AT 100+00 RT

U35 STA 100+00 - 104+00 LT
 NEW 8" X 400' UNDERDRAIN
 W/FLUSHING BASIN AT 100+00 LT



PROJECT NAME:	CHARLOTTE	PLOT DATE:	15-MAR-2016
PROJECT NUMBER:	F EGC 019-4(20)	DRAWN BY:	B. KIPP
FILE NAME:	d78d062_nul_bdr.dgn	CHECKED BY:	C. LEACH
DESIGNED BY:	B. KIPP	SHEET	85 OF 499