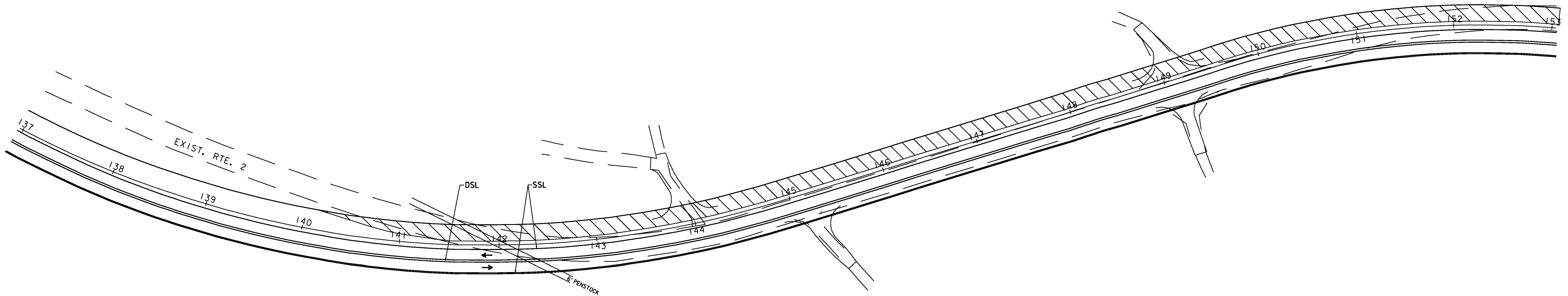
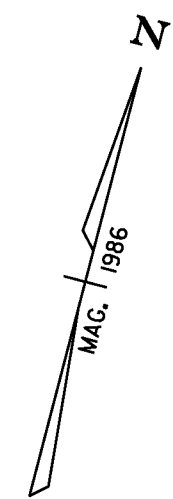
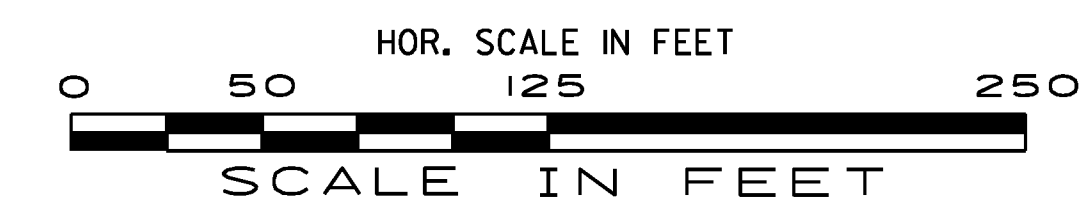


PHASE 1 PLAN



PHASE 2 PLAN

LEGEND	
	PHASE I CONSTRUCTION
	TEMPORARY WIDENING FOR PHASE I TRAFFIC
	PHASE II CONSTRUCTION
	PHASE I TRAFFIC
SSL	SINGLE SOLID WHITE LINE 4 INCH WIDE (PAINT)
DSL	DOUBLE SOLID YELLOW LINE 4 INCH WIDE (PAINT)



PROJECT NAME: CABOT-DANVILLE	PLOT DATE: 13-OCT-2010
PROJECT NUMBER: FECC F 028-3(26) C/1	DRAWN BY: I. SHEA
FILE NAME: d78d058frm.dgn	CHECKED BY: S. MENARD
PROJECT LEADER: K. ROBIE	SHEET 75 OF 250
DESIGNED BY: I. SHEA	
TRAFFIC CONTROL LAYOUT SHEET 4	