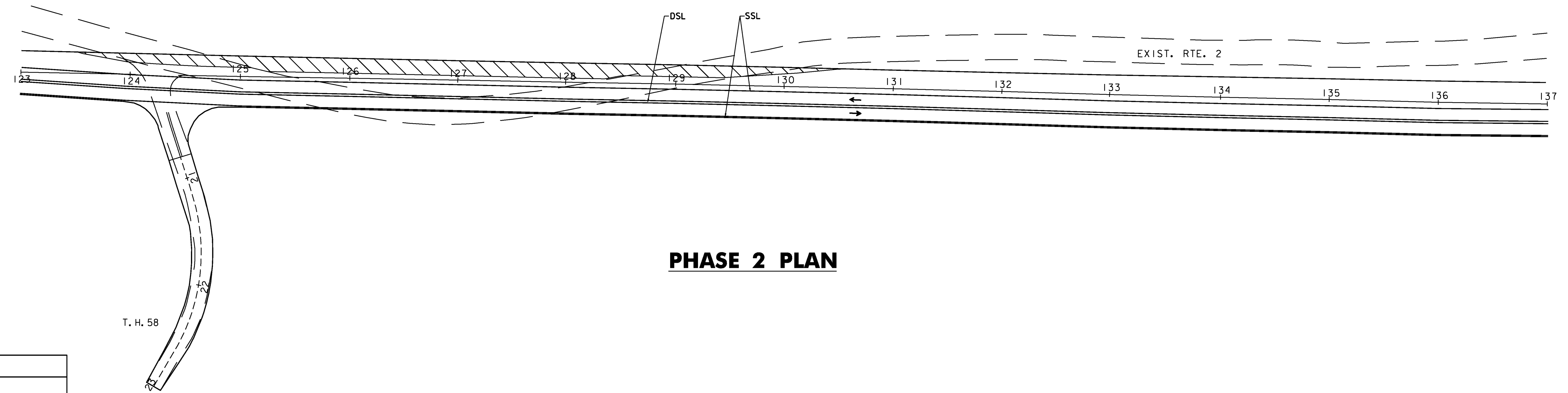
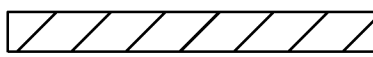

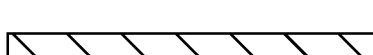

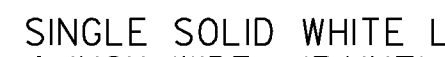

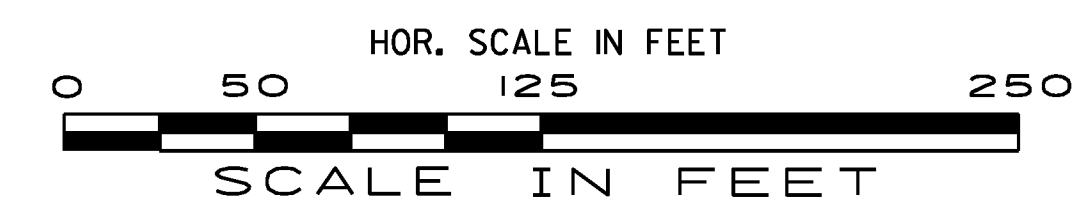


PHASE 1 PLAN



PHASE 2 PLAN

LEGEND	
	PHASE I CONSTRUCTION
	TEMPORARY WIDENING FOR PHASE I TRAFFIC
	PHASE II CONSTRUCTION
	PHASE I TRAFFIC
	SSL SINGLE SOLID WHITE LINE 4 INCH WIDE (PAINT)
	DSL DOUBLE SOLID YELLOW LINE 4 INCH WIDE (PAINT)



PROJECT NAME: CABOT-DANVILLE
 PROJECT NUMBER: FECC F 028-3(26) C/1

FILE NAME: d78d058frm.dgn
 PROJECT LEADER: K. ROBBIE
 DESIGNED BY: I. SHEA
 TRAFFIC CONTROL LAYOUT SHEET 3

PLOT DATE: 13-OCT-2010
 DRAWN BY: I. SHEA
 CHECKED BY: S. MENARD
 SHEET 74 OF 250