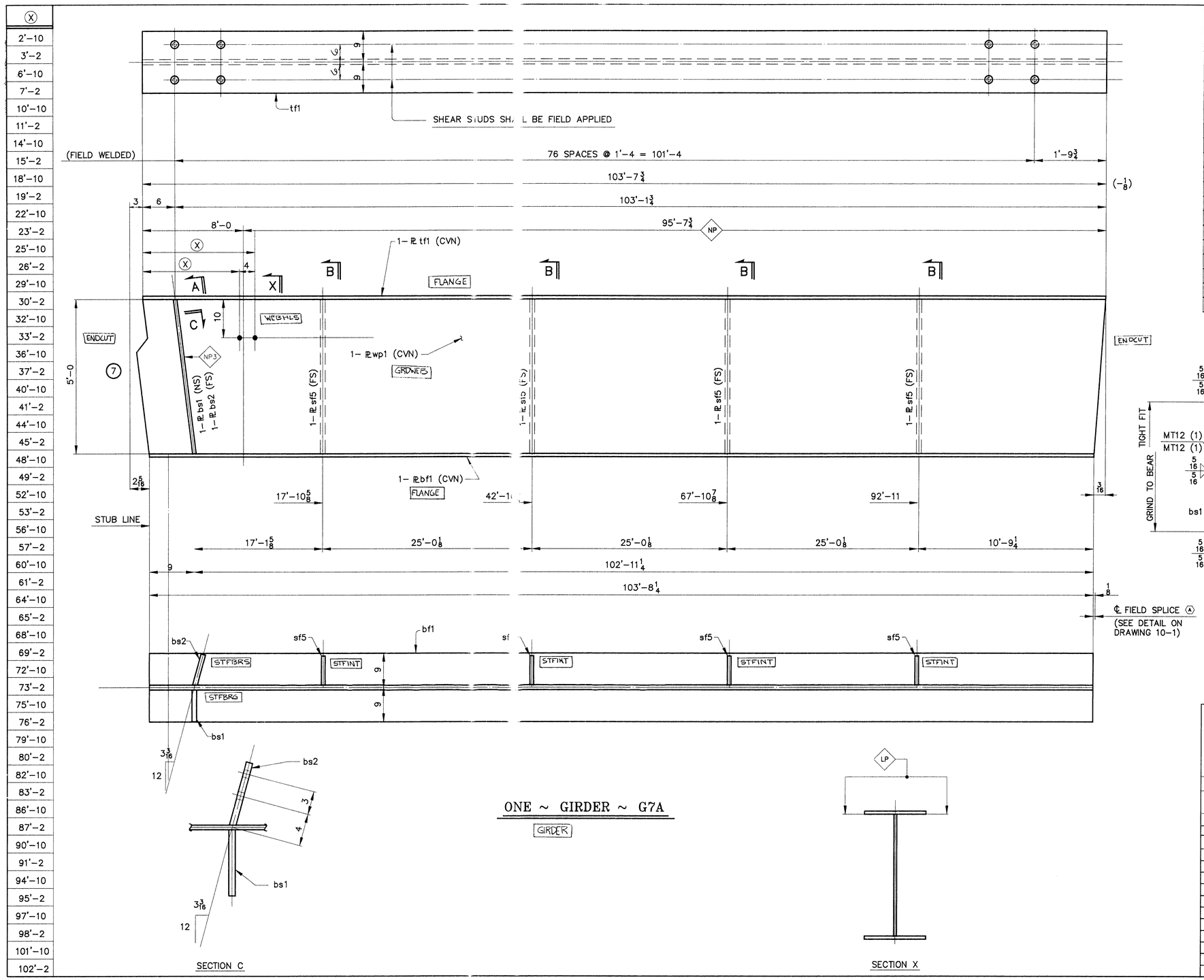


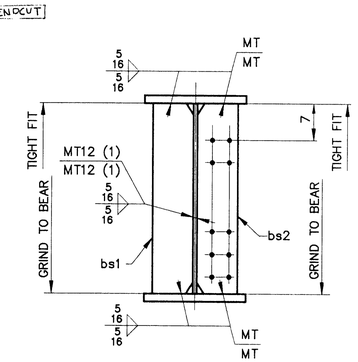


SECTION A

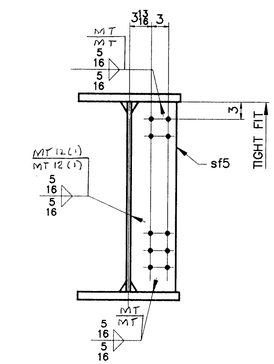


SECTION B




SECTION C



SECTION X

## ONE ~ GIRDER ~ G7A

GIRDER

| SHIP MARK | NO. | MARK | SHAPE | LENGTH | | ITEM NO. | WT. | REMARKS |
|---|---|---|---|---|---|---|---|---|
| G7A | ONE | | GIRDER | | | | | |
| 6T-2 | 1 | wp1 | PL 5/8 x 60 | 103 | 10 | 1/3 | 13228 | (CVN) |
| L-2-A | 1 | tf1 | PL 1 1/8 x 18 | 103 | 7¾ | 1/8 | 7142 | (CVN) |
| L-2-B | 1 | bf1 | PL 1 1/8 x 18 | 103 | 8¼ | 1/5 | 7145 | (CVN) |
| L-2-H | 1 | bs1 | PL 7/8 x 8½ | 5 | 0 | 2/1 | 127 | F2E |
| L-2-J | 1 | bs2 | PL 7/8 x 8½ | 5 | 0 | 2/1 | 127 | F2E |
| L-2-G | 4 | sf5 | PL ½ x 8 | 5 | 0 | 2/2 | 272 | F1E |
| | | | | | | | 28041 | # |

BILL OF MATERIAL — WORK ORDER NO. 15713 — DRAWING NO. 10-13 — REV.

NOTES

1. FOR CAMBER DIAGRAM SEE DRAWING 10-4.
2. FOR GIRDER STANDARD DETAILS SEE DRAWING 10-3.
3. (CVN) DENOTES CHARPY TEST REQUIRED.

STEEL: ASTM [ ] A36 [ ] A572 GR. [X] A709 GR. 50W [ ] Unless Noted
WELDING ELECTRODE: [ ] E70 [X] See Welding Proc. [ ] None
HOLES: [ ] 13/16 [X] 15/16 [ ] 1-1/16 [ ] Unless Noted [ ] As Noted [ ] None
PAINT: [ ] None [X] Shop Coat [ ] Galv. After Fab. [X] Unless Noted
SPECIAL PAINT: SEE SHEET 10-1
SPECIAL CLEANING: [X] Blast Clean SSPC SP10 [ ] None

ITEM NO. 506.55 | BRIDGE NO. 44 | PROJ. NO. BRS-RS 0113 (8)

TITLE: GIRDER ~ G7A

| APPROVED: | | |
|---|---|---|
| PRINT DIST. | | |
| 5 | 10-15-96 | APPR. |
| ORIG | 12-3-96 | FAB. |
| 5 | 11-18-96 | APP |
| ORIG | 4-3-97 | VAT |

National Eastern Corporation
Plainville, Connecticut

JOB: U.S. ROUTE 5 OVER BLACK RIVER
SPRINGFIELD, VERMONT

CUSTOMER: WINTERSETT, INC.

DESIGNER: VERMONT AGENCY OF TRANSPORTATION

| | | | WORK ORDER NO. | DRAWING NO. | REV. |
|---|---|---|---|---|---|
| CHECKED | 10/96 | CSD | 15713 | 10-13 | |
| DRAWN | 9/96 | CSD | | | |