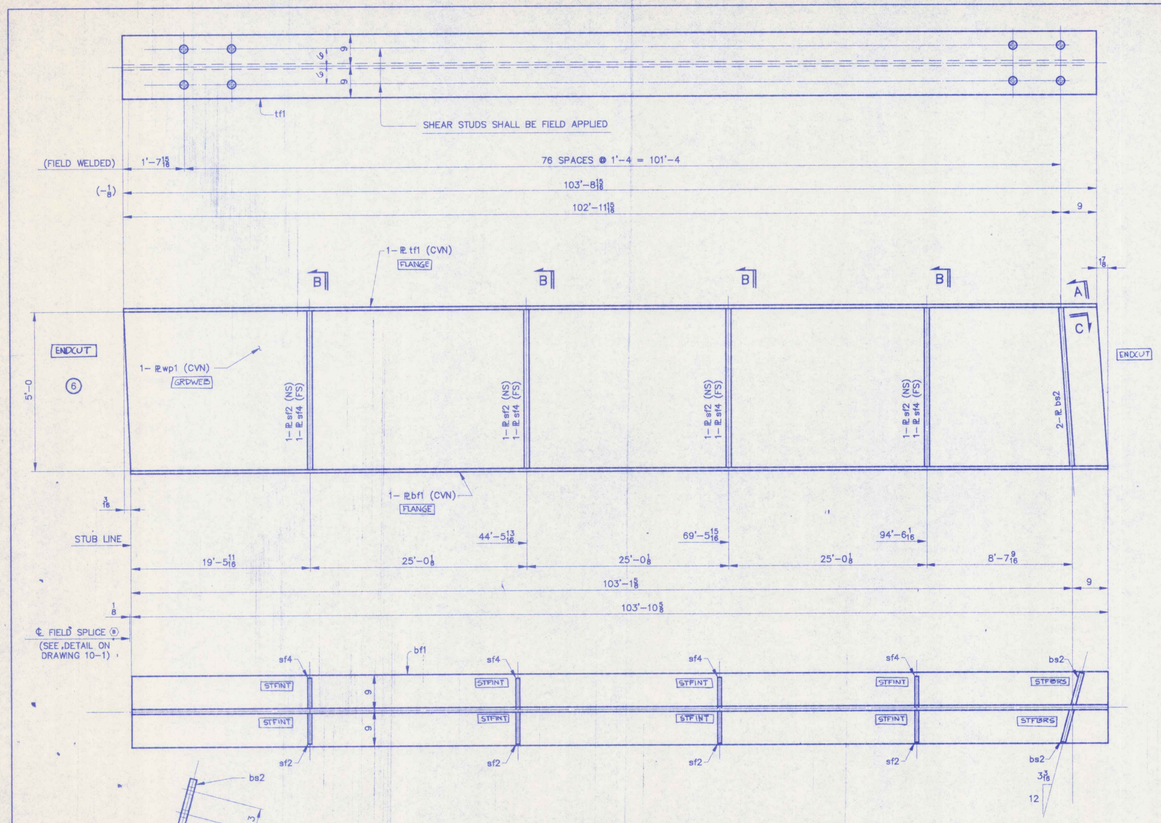

ONE ~ GIRDER ~ G6C

GIRDER

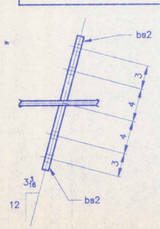

SECTION C

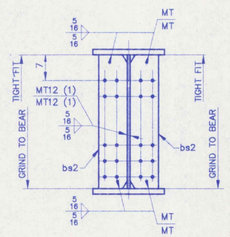

SECTION A

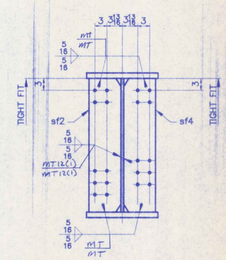

SECTION B

NOTES

1. FOR CAMBER DIAGRAM SEE DRAWING 10-6.
2. FOR GIRDER STANDARD DETAILS SEE DRAWING 10-3.
3. (CVN) DENOTES CHARPY TEST REQUIRED.

FOR APPROVAL

SHIP MARK	NO.	MARK	SHAPE	LENGTH		ITEM NO.	WT.	REMARKS
G6C	ONE		GIRDER					
	1	wp1	PL 5/8 x 60	103	10 13/16	1-3	13247	(CVN)
	1	tf1	PL 1 1/8 x 18	103	8 13/16	1-9	7199	(CVN)
	1	bf1	PL 1 1/8 x 18	103	10 3/8	1-5	7158	(CVN)
	2	bs2	PL 7/8 x 8 1/2	5	0	3-1	253	F2E
	4	sf2	PL 1/2 x 8	5	0	3-2	272	F1E
	4	sf4	PL 1/2 x 8	5	0	3-2	272	F1E
							28351 #	

WORK ORDER NO.	DRAWING NO.	REV.
15713	10-26	

STEEL: ASTM [ ] A36 [ ] A572 GR [ ] [X] A709 GR 50W [ ] Unless Noted
WELDING ELECTRODE: [ ] E70 [X] See Welding Proc. [ ] None
HOLES: [ ] 13/16 [X] 15/16 [ ] 1 1/16 [ ] Unless Noted [ ] As Noted [ ] None
PAINT: [X] None [ ] Shop Coat [ ] Galv. After Fab. [ ] Unless Noted
SPECIAL PAINT: NONE
SPECIAL CLEANING: [X] Blast Clean SSPC SP10 [ ] None

ITEM NO. 506.55 | BRIDGE NO. 44 | PROJ. NO. BRS-RS 0113 (8)

TITLE: GIRDER ~ G6C

APPROVED:

PRINT DIST.		
5	10-16-96	APPR.
ORIG.	10-3-96	FAB.
5	11-18-96	APP

National Eastern Corporation
Plainville, Connecticut

JOB: U.S. ROUTE 5 OVER BLACK RIVER
SPRINGFIELD, VERMONT

CUSTOMER: WINTERSETT, INC.

DESIGNER: VERMONT AGENCY OF TRANSPORTATION

			WORK ORDER NO.	DRAWING NO.	REV.
CHECKED	9/96	CSD	15713	10-26	
DRAWN	9/96	CSD			

[ ] No Exception Taken [ ] Make Corrections Noted
[ ] Revise and Resubmit [ ] Not Acceptable

Reviewed only for general conformance with the design concept of the project and general compliance with the information given in the contract documents. The contractor is responsible for confirming and correlating all quantities and dimensions and performing his work in a satisfactory manner.

McFARLAND-JOHNSON ENGINEERS, INC.

Date 12/12/96 BY SPB