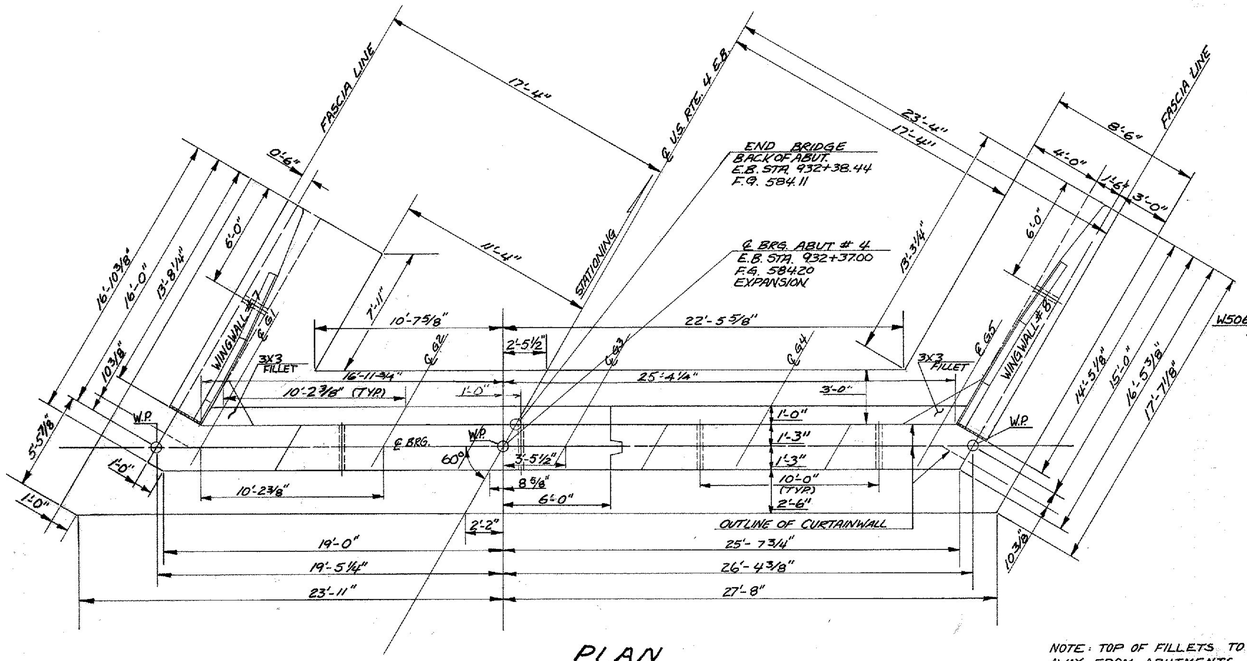

PLAN
SCALE: 1/4" = 1'-0"

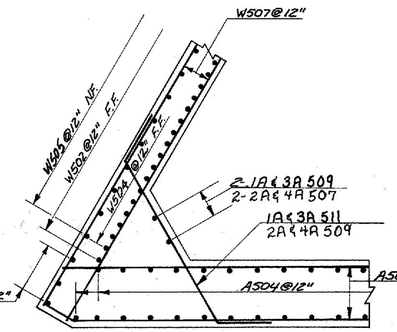

SECTION A-A
SCALE: 3/8" = 1'-0"

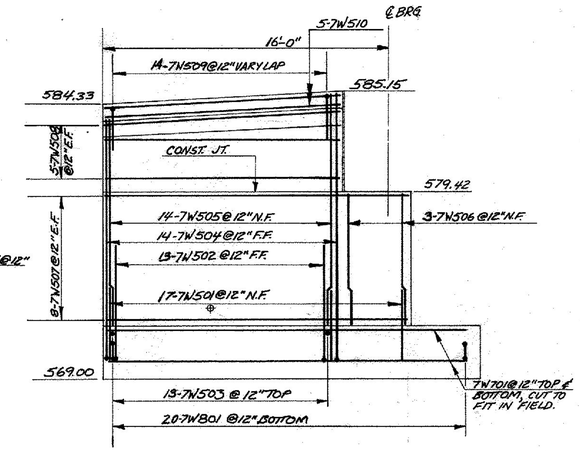

W.W. # 7 ELEVATION
SCALE: 1/4" = 1'-0"

NOTE: TOP OF FILLETS TO BE SLOPED AWAY FROM ABUTMENTS AT 1/4" PER FOOT.

SEE ABUTMENT TYPICAL SHEET BR 514
SEE WINGWALL TYPICAL SHEET BR 513

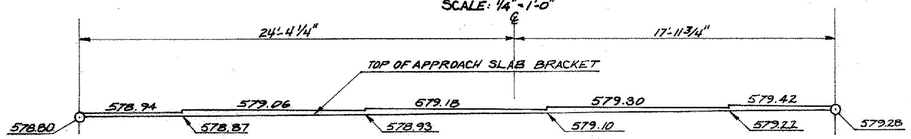

FACING BACK OF ABUTMENT
SCALE: 1/4" = 1'-0"

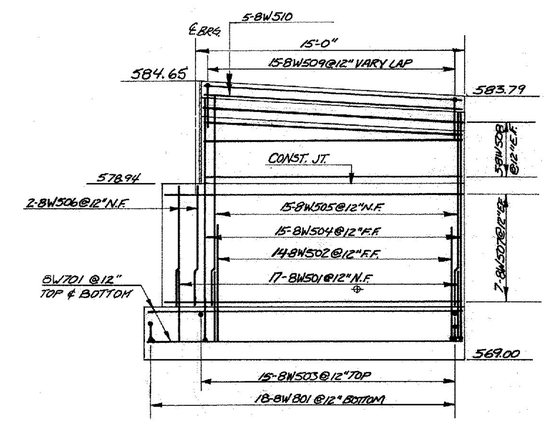

W.W. # 8 ELEVATION
SCALE: 1/4" = 1'-0"

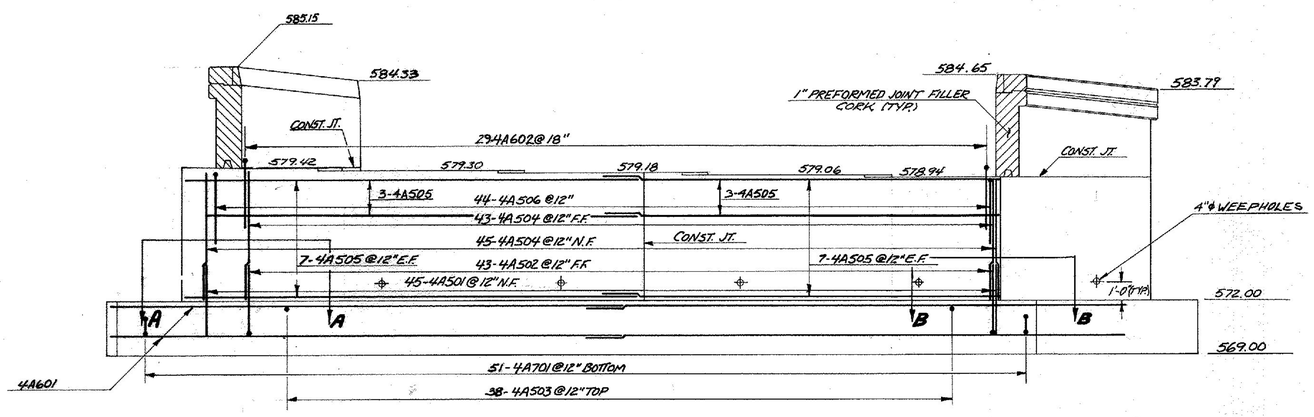

ABUTMENT # 4 ELEVATION
SCALE: 1/4" = 1'-0"

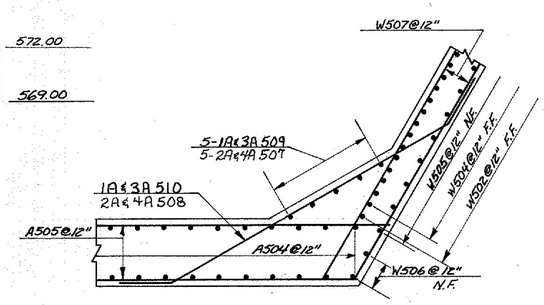

SECTION B-B
SCALE: 3/8" = 1'-0"

STATE OF VERMONT
AGENCY OF TRANSPORTATION

TOWN OF RUTLAND	Bridge No. 5
	Log Sta. ~
HIGHWAY NO. U.S. RTE. 4 E.B.	Surv. Sta. 931+35
U.S. RTE. 4 E.B. OVER DORR DRIVE	
ABUTMENT # 4 DETAILS	
Designed by J.B. McCARTHY	Drawn by L.C. GATES
Checked by J.B. McCARTHY date 8/23	Bridge Design Supervisor F.W. Bolkum date 12/83
PROJECT WEST RUTLAND-RUTLAND	PROJECT NO. F-EGC-F-020-1(10)
Bridge Sheet No. BR 5/6	Sheet 106 of 459

BRUNING 46-131 40151

BR-6