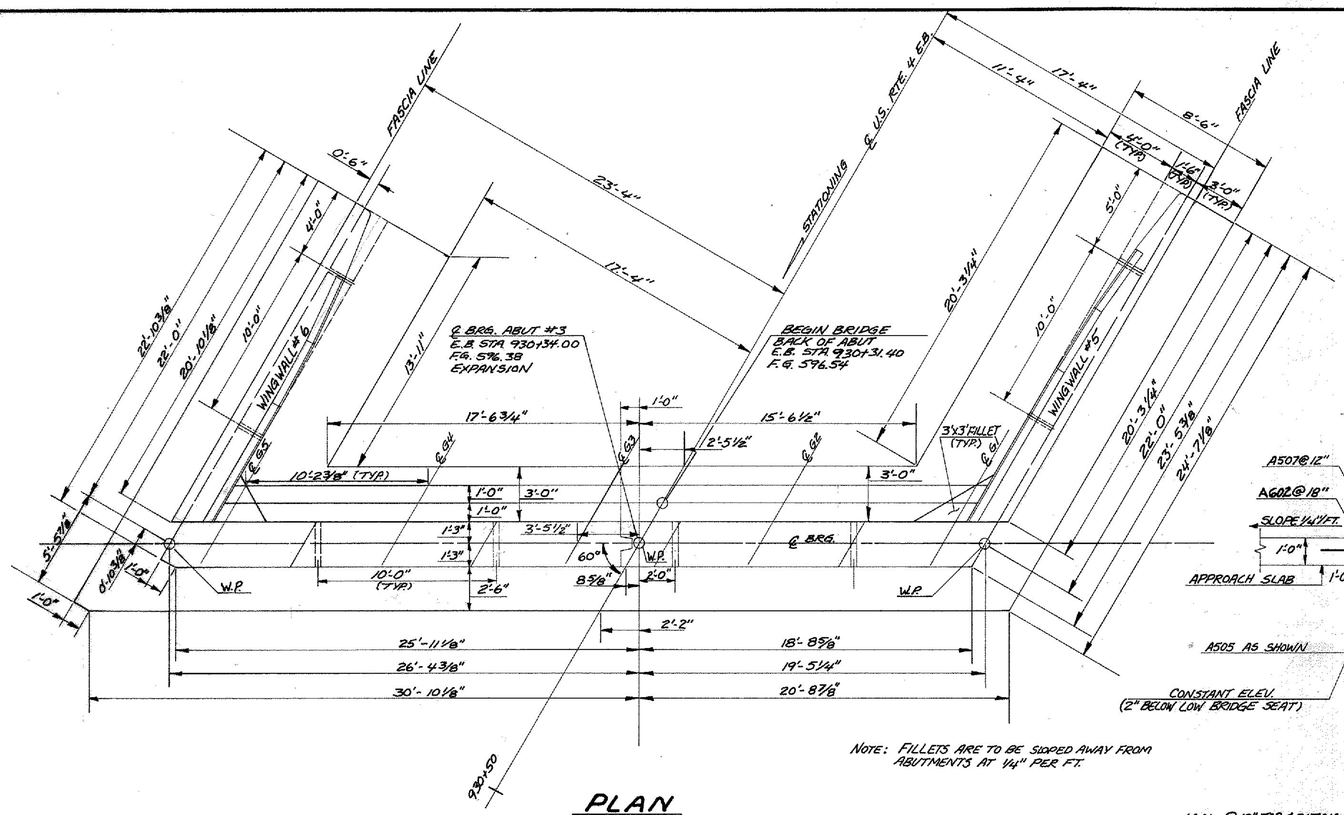

NOTE: FILLETS ARE TO BE SLOPED AWAY FROM ABUTMENTS AT 1/4" PER F.T.

PLAN
SCALE: 1/4"=1'-0"

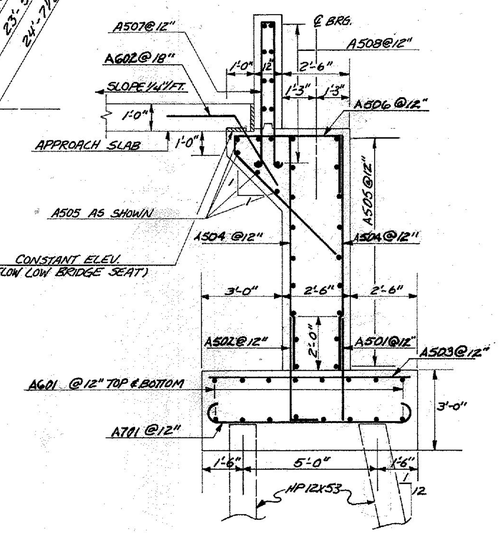

TYPICAL SECTION
ABUTMENTS 1 & 3
SCALE: 3/8"=1'-0"

FOR TYPICAL W.W. SECTION SEE SHEET BR 5/3.

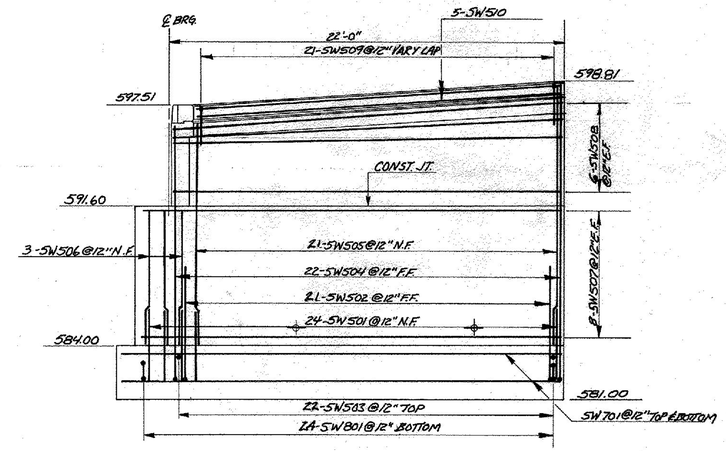

W.W. #6 ELEVATION
SCALE: 1/4"=1'-0"

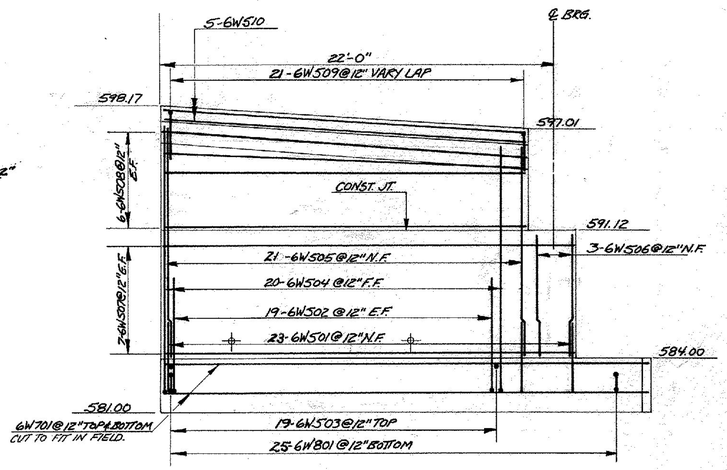

W.W. #6 ELEVATION
SCALE: 1/4"=1'-0"

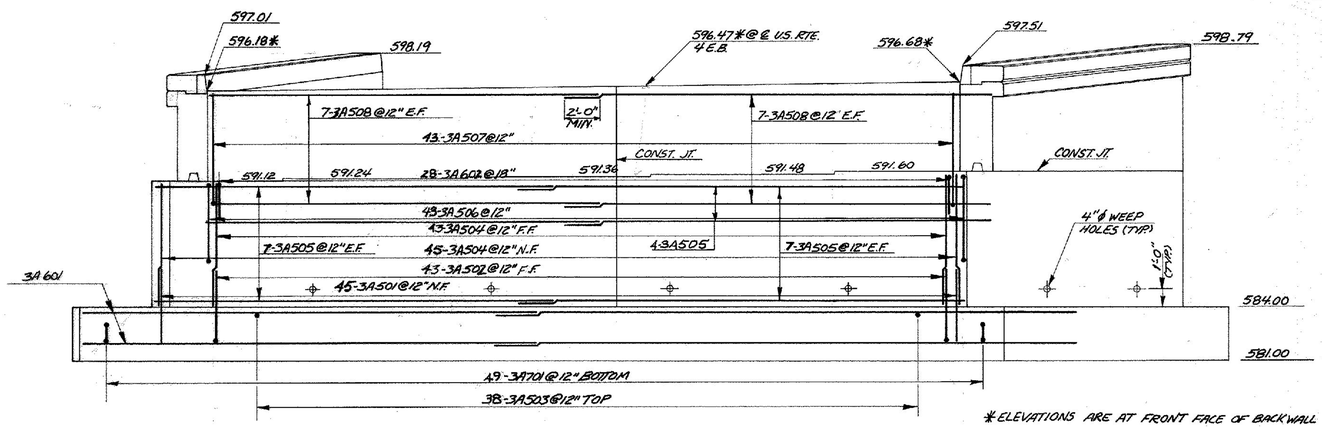

* ELEVATIONS ARE AT FRONT FACE OF BACKWALL

ABUTMENT #3 ELEVATION
SCALE: 1/4"=1'-0"

STATE OF VERMONT
AGENCY OF TRANSPORTATION

TOWN OF RUTLAND	Bridge No. 5
	Log Sta. —
HIGHWAY NO. U.S. RTE. 4 E.B.	Surv. Sta. 931+35
U.S. RTE. 4 EB. OVER DORR DRIVE	
ABUTMENT #3 DETAILS	
Designed by J.B. McCARTHY	Drawn by L.C. GATES
Checked by J.B. McCARTHY date 8/83	Bridge Design Supervisor F.W. Bolkum date 12/83
PROJECT WEST RUTLAND - RUTLAND	PROJECT NO. F-EGC-F-020-1(10)
Bridge Sheet No. BR 5/5	Sheet 105 of 459

BRUNING 44-131-40/151

BR-6