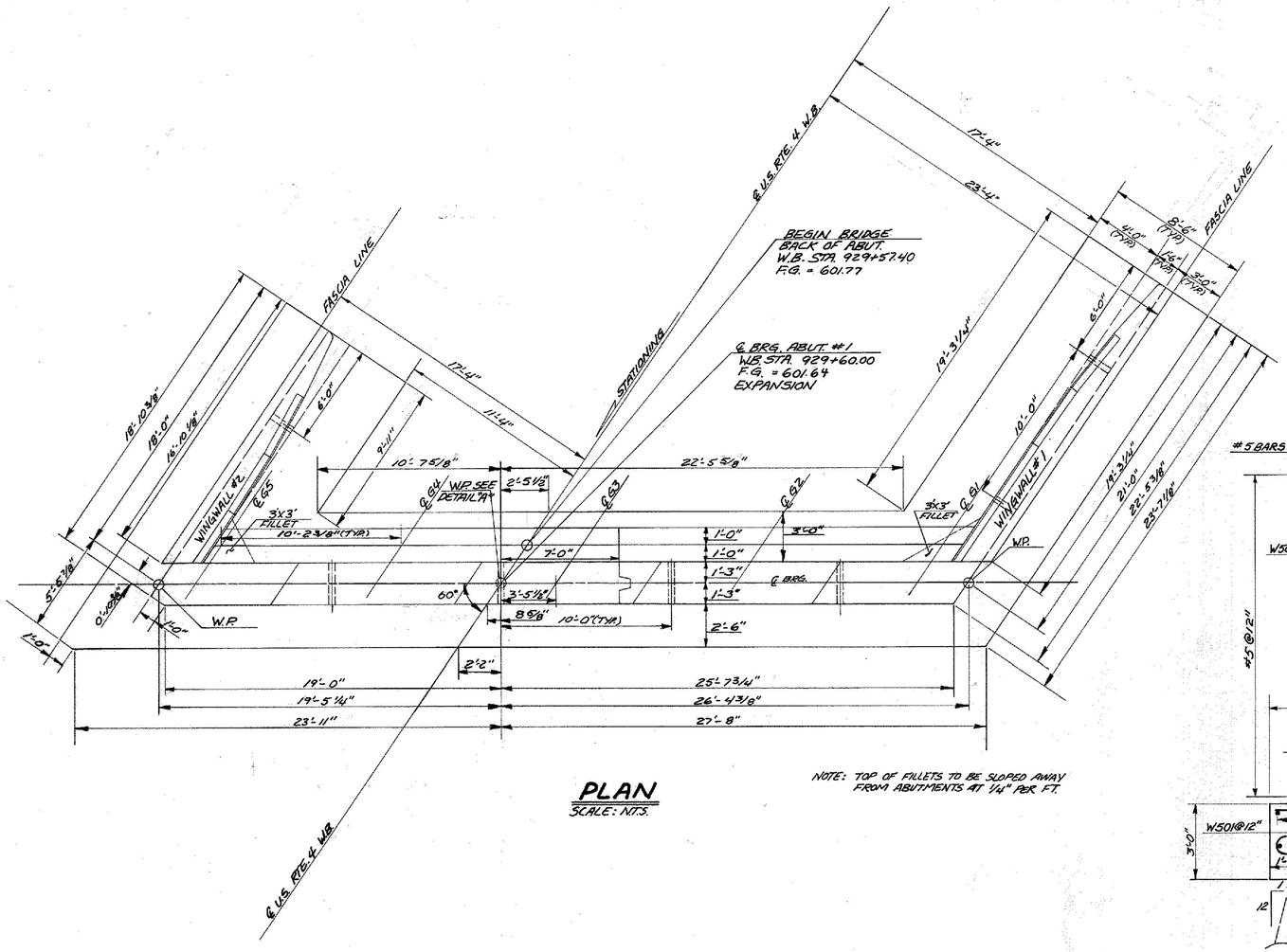

PLAN
SCALE: N.T.S.

NOTE: TOP OF FILLETS TO BE SLOPED AWAY FROM ABUTMENTS AT 1/4" PER FT.

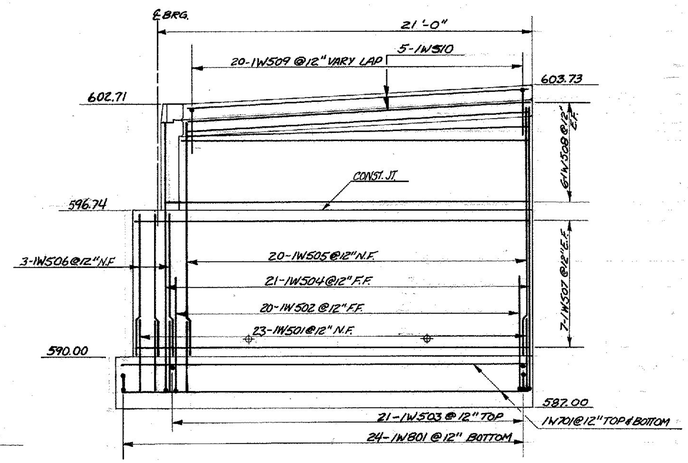

W.W.#1 ELEVATION
SCALE: 1/4" = 1'-0"

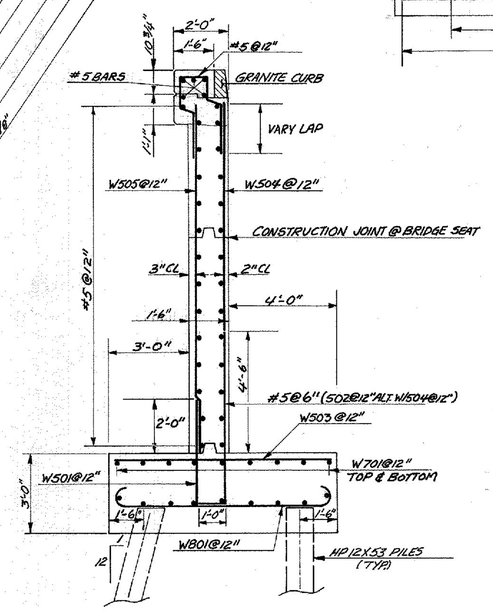

W.W. TYPICAL SECTION
SCALE: 3/8" = 1'-0"

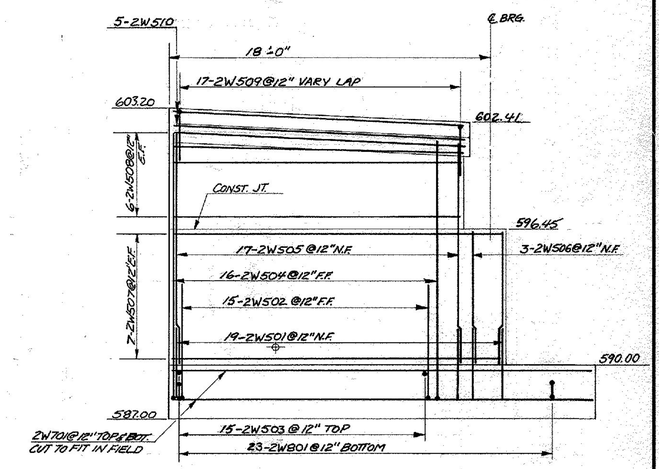

W.W. #2 ELEVATION
SCALE: 1/4" = 1'-0"

FOR TYPICAL ABUTMENT SECTION SEE SHEET BR 515.

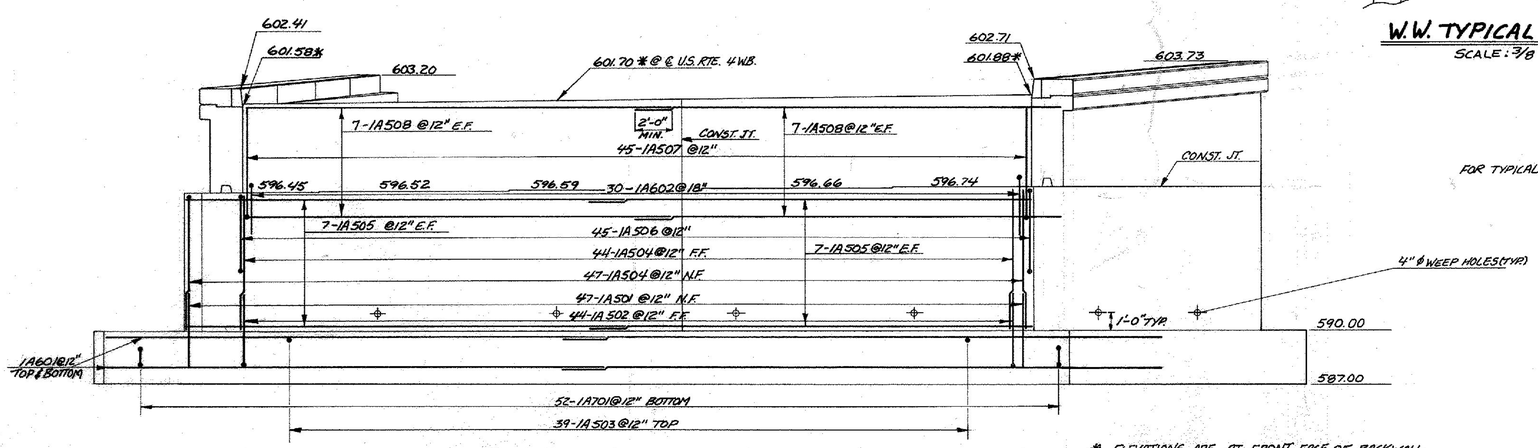

ABUTMENT #1 ELEVATION
SCALE: N.T.S.

* ELEVATIONS ARE AT FRONT FACE OF BACKWALL.

STATE OF VERMONT
AGENCY OF TRANSPORTATION

TOWN OF RUTLAND	Bridge No. 5
	Log Sta. —
HIGHWAY NO. U.S. RTE. 4 W.B.	Surv. Sta. 930+81
U.S. RTE. 4 W.B. OVER DORR DRIVE	
ABUTMENT #1 DETAILS	
Designed by J.B. McCARTHY	Drawn by L.C. GATES
Checked by J.B. McCARTHY date 8/83	Bridge Design Supervisor F.W. Bolkum date 12/83
PROJECT WEST RUTLAND-RUTLAND	PROJECT NO. F-EGC-F-020-1(10)
Bridge Sheet No. BR 513	Sheet 103 of 459

BRUNING 44-131 40151

BR-6