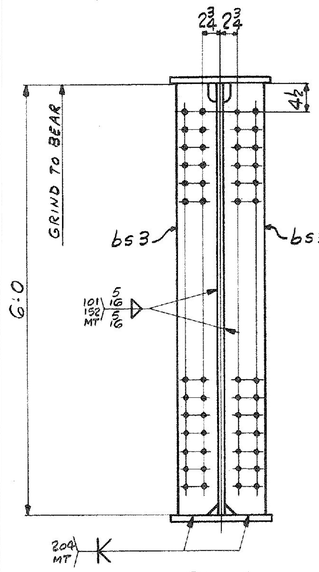

SECT.- A

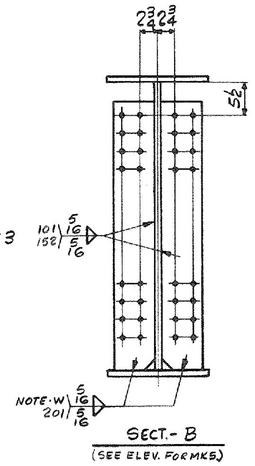

SECT.- B
(SEE ELEV. FOR MKS.)

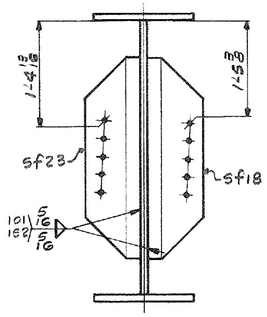

SECT.- C
(DEV.)

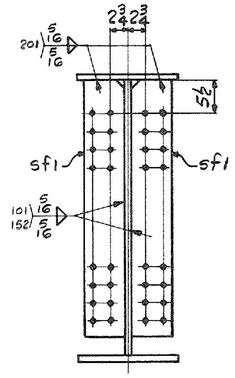

SECT.- D

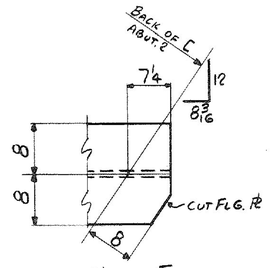

VIEW- F

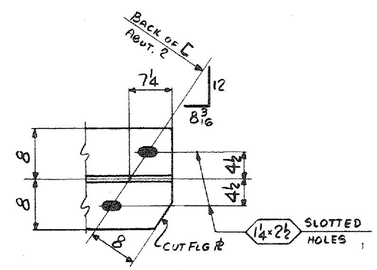

SECT.- G

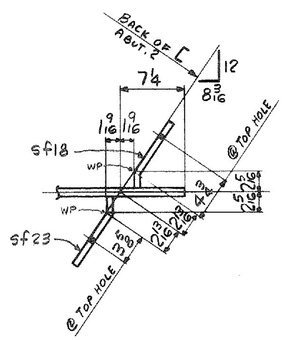

SECT.- H

SHOP NOTE-W
WELD SIZE SHOWN SHALL BE INCREASED BY THE AMOUNT OF GAP, IF ANY, BETWEEN EDGE OF CONN. PL AND TOP OF BOTTOM FLANGE PL. (MAX. GAP = ⅛")

WORK THIS DWG. WITH DWG. 52-18

ALL CONNECTIONS DETAILED ON THIS DRAWING REPRESENT BANCROFT & MARTIN INC. STANDARDS. IN APPROVING THIS DRAWING FOR FABRICATION, THE ARCHITECT AND/OR ENGINEER ASSUMES THE RESPONSIBILITY FOR THE STRUCTURAL INTEGRITY OF ALL CONNECTIONS SHOWN.

△ CHANGE FLG SPL LOCATIONS

SHIP	BILL OF MATERIAL						JOB NO. 4-7		DRAWING NO. 52-19	REV. △
MARK	NO.	MARK	SHAPE	LENGTH		WT.	ITEM NO.	WT.	REMARKS
HG2C	1		GIRDER						
	1	wp1	PL ⅝ x 49¼	76	4 9/16	59"x 76'7	1/B	7447	CVN
	1	wp2	PL ⅝ x 72 9/16	73	2 1/16	77 1/2"x 73'5	1/D	8248	
	1	tf1	PL ⅞ x 16	75	4¼	1@75'8	1/I	3570	
	1	bf1	PL 1" x 16	74	5⅛	1@74'7	1/G	4052	BENT
	1	bf1	PL 1" x 16	75	4 3/16	1@75'8	1/S	4102	
	1	tf3	PL 1" x 16	32	9¼	1@33'8	1/L	1784	
	1	tf4	PL 1" x 16	2	0	1@17'5	1/P	109	
	1	tf2	PL 1" x 16	39	1	1@39'5	1/M	2128	
	2	sp1	PL ½ x 42	1	7	Rec. 1@ 56"x120"	2/A	226	
	2	sp2	PL ⅝ x 16	2	4	2@19'7	2/B	159	
	4	sp3	PL ⅝ x 7	2	4	4@19'7½ x 7'5½"	2/C	139	CVN
	1	sp4	PL ⅜ x 16	1	1⅞	Rec. 1@ 60"x120"	2/D	24	
	1	sp5	PL ¼ x 16	1	1⅞	NF3328 "96"x120"	2/E	16	
	2	bs3	PL ⅞ x 7	6	0	1@59"x 12'0 3/4"	2/H	250	MIE
	8	sf1	PL ½ x 7	3	7	1@20" 16@21 5/8"	2/I	341	
	1	sf5	PL	3	9	ALSO CUTS:	2/K	45	
	1	sf7	PL	3	9⅜	2@	2/K	45	
	1	sf11	PL	4	0 5/16		2/L	48	
	1	sf13	PL ½ x 7	4	2⅜		2/M	50	
	1	sf23	PL ½ x 34	0	9	3@9¼ x 12'0	2/N	43	BENT
	1	sf18	PL ½ x 34	0	8¾	ALSO: 2@ L.M.H.	2/N	42	BENT
								32,888 #	
	1	SP2	SOLE PLATE						DET. ON DWG. 51-1 (JOB No. 4-11)

IT. NO. 506.91 | BR. NO. 4 | PROJ. NO. F020-1(10)

FOR APPROVAL | **FOR FILES & FIELD**

STEEL: ASTM. [ ] A36 [ ] A572 GR. [X] A588 GR. [ ] Unless Noted
WELDING ELECTRODE: [ ] E70 [X] See Welding Proc. [ ] None
SHOP CONN: [ ] Bolted [X] Welded [ ] None
FIELD CONN: [X] Bolted [ ] Welded [ ] None
HOLES: [ ] 13/16 [X] 15/16 [ ] [X] Unless Noted [ ] None
PAINT: [X] None [ ] Shopcoat [ ] Galv. After Fab. [ ] As Noted
SPECIAL PAINT:
SPECIAL CLEANING: [X] Blast Clean [ ] None SSPC-SP6

GIRDER - HG2C

APPROVED: 5-17-84

PRINT DIST.		
7	4-11-84	APP.
8	6-27-84	FAB.
NR	—	F&F.
7	10-4-84	APP
8	10-4-84	FAB

Bancroft & Martin Inc.
South Portland, Maine 04106

JOB: T.H. 22 OVER U.S. 4 E.B. & W.B. RUTLAND, VERMONT

CUSTOMER: M & J CONSTRUCTION CO.
DESIGNER: STATE OF VERMONT, AGENCY OF TRANSP.

			ORDER NO.	JOB NO.	DRAWING NO.	REV.
REV. △	10-3-84	JCM		4-7	52-19	△
CHECKED	4-2-84	GK				
DRAWN	3-8-84	ELC				

TENSOR 921-08

HARLAN F. SPILLER CO. INC. 34905