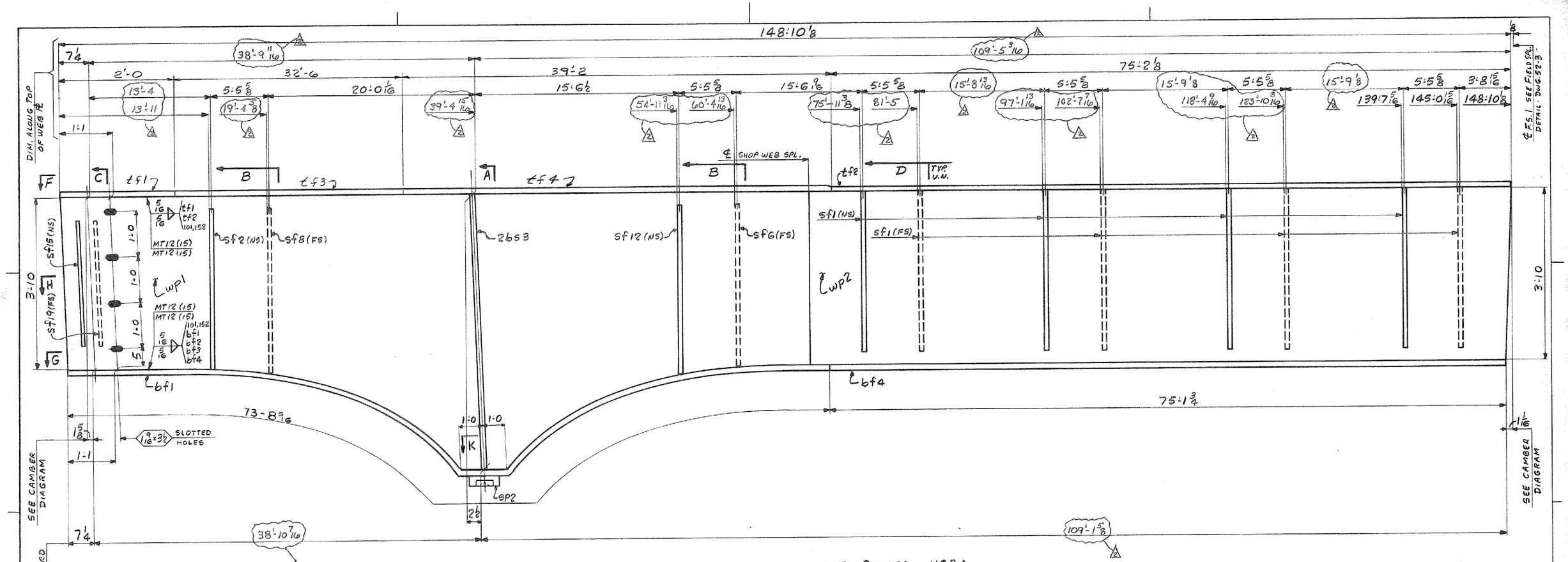

ONE-GIRDER-HG3A

FOR WEB & CUTTING SK. & FLG. & ASSY SEE DWG. 52-1
FOR SHOP ASSEMBLY DIAGRAM SEE DWG. 52-1
FOR GIRDER STANDARD DETAILS SEE DWG 52-3

WORK THIS DWG. WITH DWG 52-9

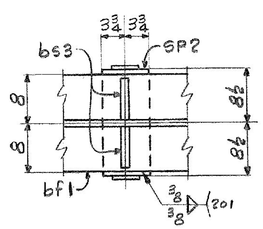

SECT.-K

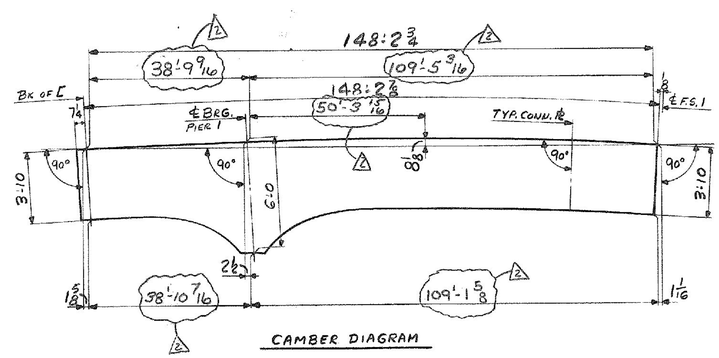

CAMBER DIAGRAM

△2 EXT DIMS
△1 CHANGE FLG SPL LOCATIONS

IT. NO. 506.91	BR. NO. 4		PROJ. NO. F020-1(10)		
FOR APPROVAL	FOR FILES & FIELD				
GIRDER-HG3A					
APPROVED: 5-17-84		Bancroft & Martin Inc. South Portland, Maine 04106			
PRINT DIST.					
7	4-1-84	APP.			
8	6-27-84	FAB.			
NR	—	F&F.	JOB: T.H. 22 OVER U.S. 4 E.B. & W.B. RUTLAND, VERMONT		
7	10-4-84	APP			
8	10-4-84	FAB			
8	10-23-84	FAB	CUSTOMER: M & J CONSTRUCTION Co.		
7	10-23-84	APP			
△2	10-22-84	JCM	DESIGNER: STATE OF VERMONT, AGENCY OF TRANSP.		
REV. △1	10-3-84	JCM	ORDER NO.	JOB NO.	DRAWING NO. / REV.
CHECKED	4/2/84	GK		4-7	52-8 △2
DRAWN	3-5-84	ELC			

TENSOR 921-08

HARLAN F. SPILLER CO