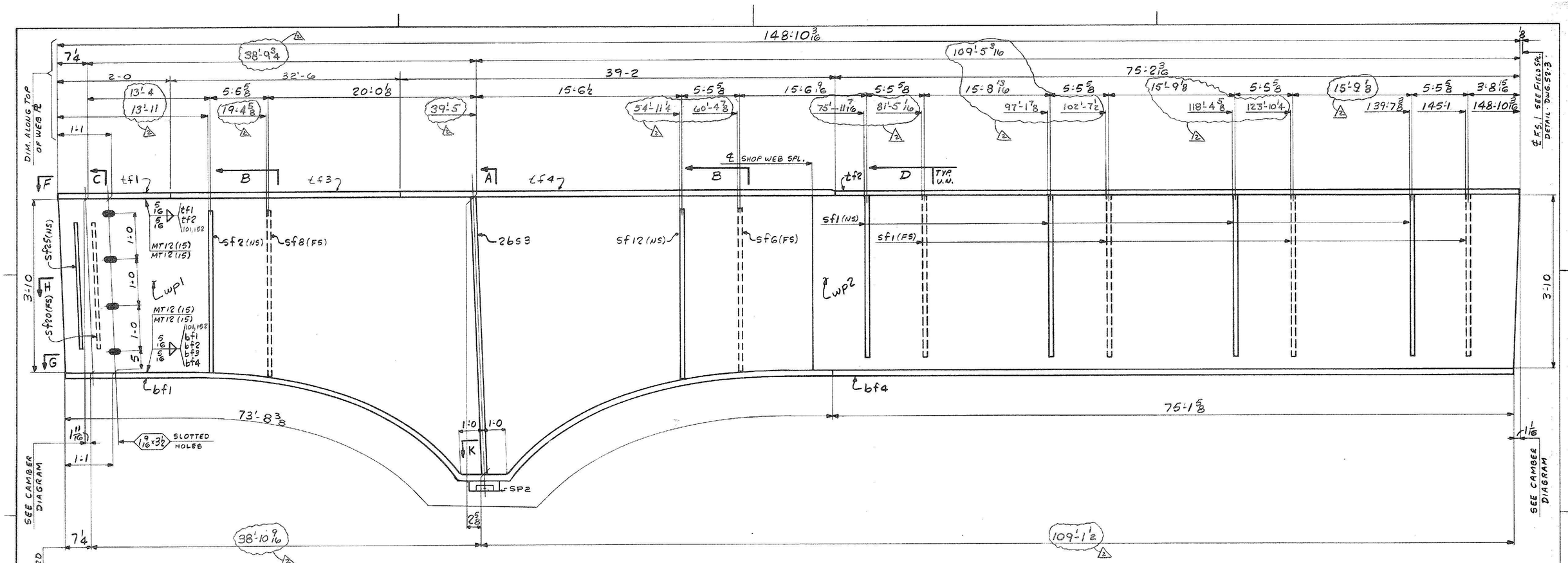

ONE-GIRDER - HG2A

FOR WEB ℞ CUTTING SK. & FLG. ℞ ASSY SEE DWG. 52-1
FOR SHOP ASSEMBLY DIAGRAM SEE DWG. 52-1
FOR GIRDER STANDARD DETAILS SEE DWG 52-3

WORK THIS DWG. WITH DWG 52-7

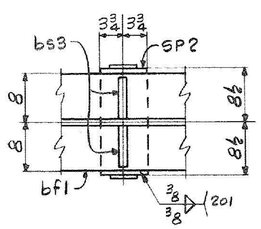

SECT.-K

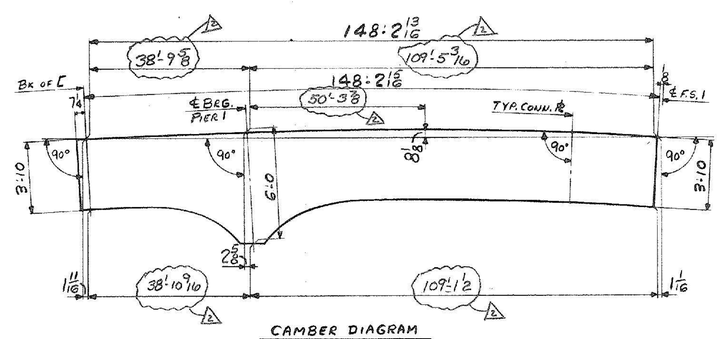

CAMBER DIAGRAM

△2 EXT DIMS
△1 CHANGE FLG SPL LOCATIONS

IT. NO. 506.91	BR. NO. 4	PROJ. NO. F020-1(10)	
FOR APPROVAL	FOR FILES & FIELD		
GIRDER-HG2A			
APPROVED: 5-17-84	Bancroft & Martin Inc. South Portland, Maine 04106		
PRINT DIST.			
7	4-11-84	APP.	
8	6-27-84	FAB.	
NR	—	F&F.	
7	10-4-84	APP	
8	10-4-84	FAB	
8	10-23-84	FAB	
7	10-23-84	APP	
△2	10-22-84	JCM	
REV. △1	10-3-84	JCM	
CHECKED	4/2/84	GK	
DRAWN	3-5-84	ELC	
JOB: T.H. 22 OVER U.S. 4 E.B. & W.B. RUTLAND, VERMONT			
CUSTOMER: M & J CONSTRUCTION CO.			
DESIGNER: STATE OF VERMONT, AGENCY OF TRANSP.			
ORDER NO.	JOB NO.	DRAWING NO.	REV.
	4-7	52-6	△2

TENSOR 921-08

HARLAN F. SPILLER CO