
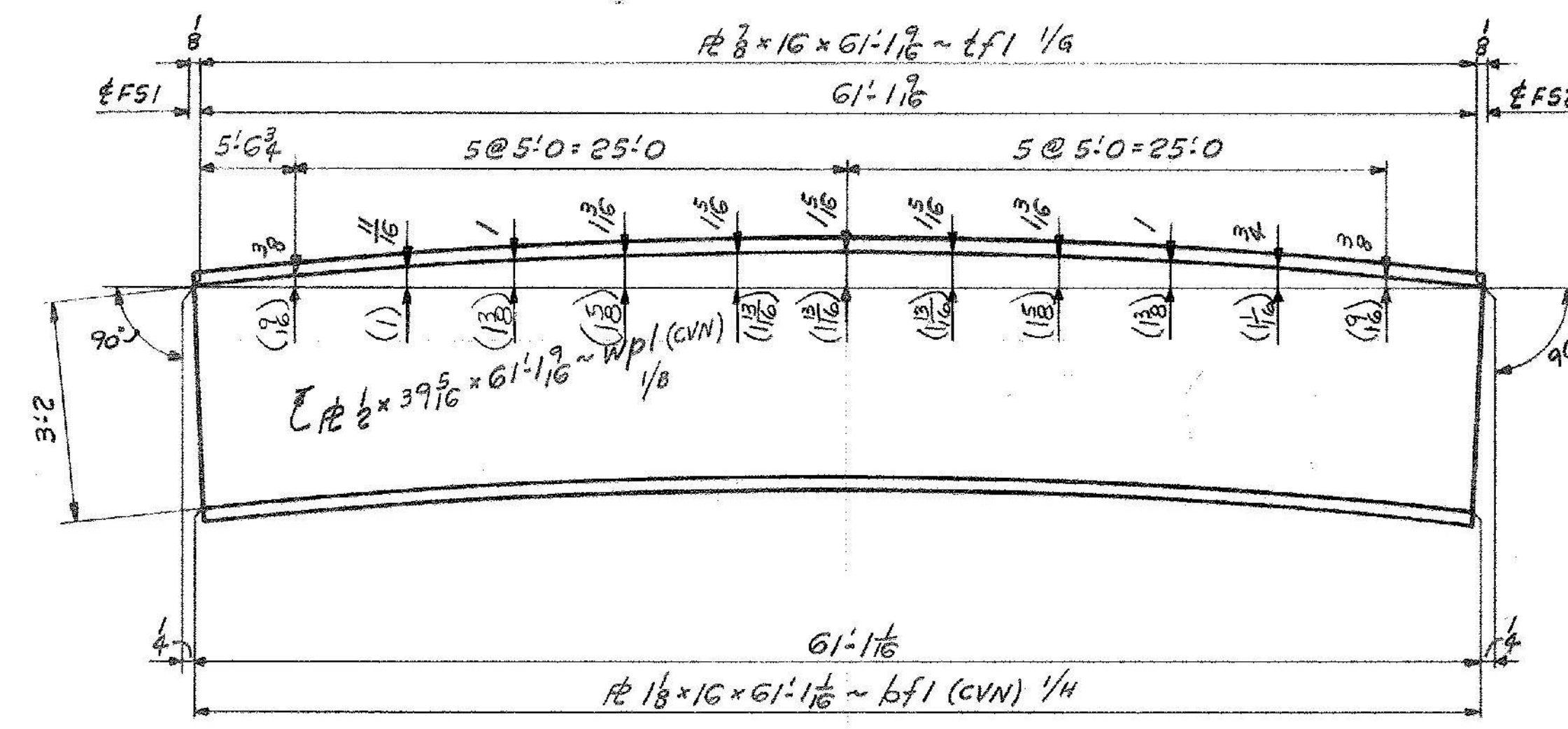


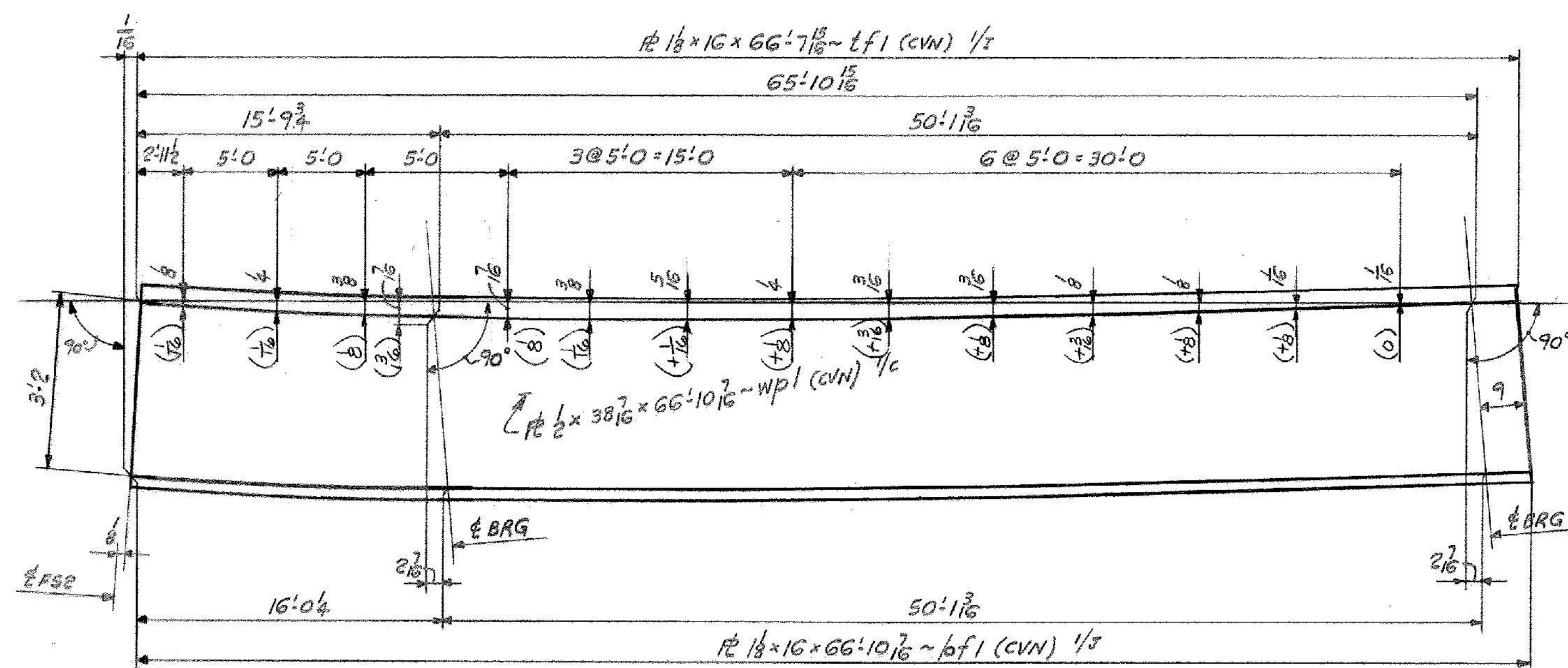
SHOP ASSEMBLY DIAGRAM ~ LINES 1 THRU 5



CAMBER DIAGRAM FOR G1A, G2A, G3A, G4A, G5A



CAMBER DIAGRAM FOR G1B, G2B, G3B, G4B, G5B



CAMBER DIAGRAM FOR G1C, G2C, G3C, G4C, G5C

(+ #) DENOTES SHOP CAMBER ABOVE WORK LINE - NOT AS SHOWN

( ) DENOTES SHOP CAMBER

IT. NO. 506.91	BR. NO. 5	PROJ. NO. F-EGC-F020-1(10)		
<b>FOR APPROVAL</b>		<b>FOR FILES &amp; FIELD</b>		
CAMBER DIAGRAMS				
APPROVED: 2-1-85	<b>Bancroft &amp; Martin Inc.</b> South Portland, Maine 04106 JOB: U.S. RTE. 4 E.B. OVER DORA DRIVE RUTLAND, VERMONT CUSTOMER: MASKELL FENCE CO. DESIGNER: STATE OF VERMONT, AGENCY OF TRANS.			
PRINT DIST.				
7 12-27-84 APP.				
8 2-11-85 FAB.				
ORIG 11-19-85 VAT				
REV. Δ	ORDER NO.	JOB NO.	DRAWING NO.	REV.
CHECKED 11/3/84 LT		4-46	52-1	Δ
DRAWN 11-7-84 FK				