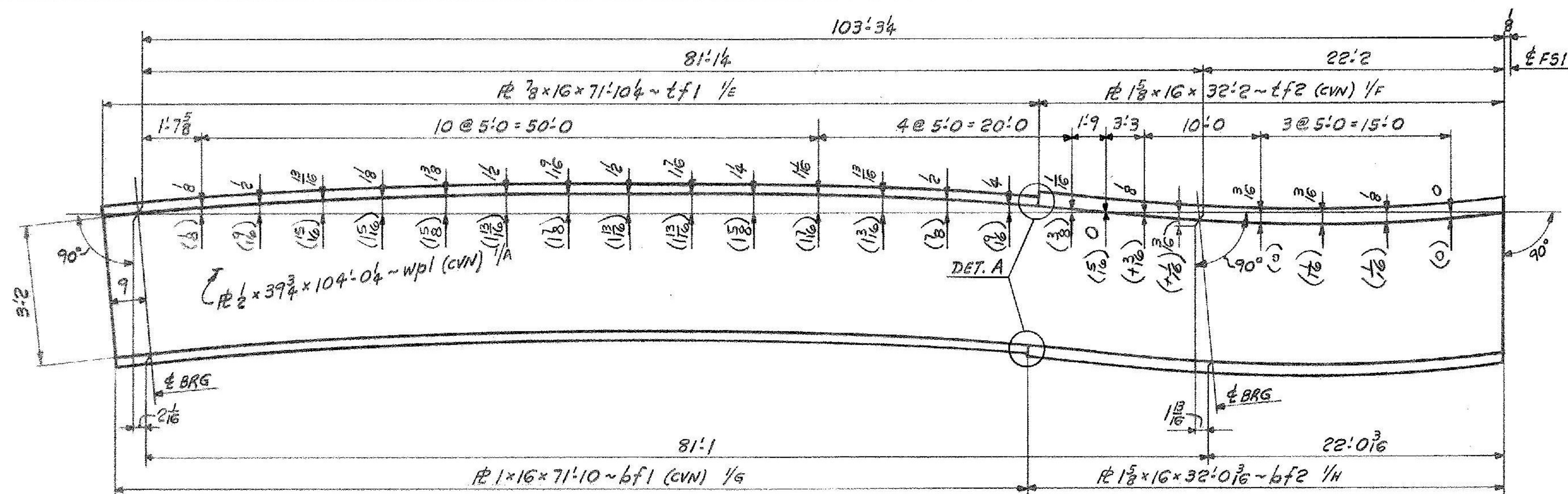



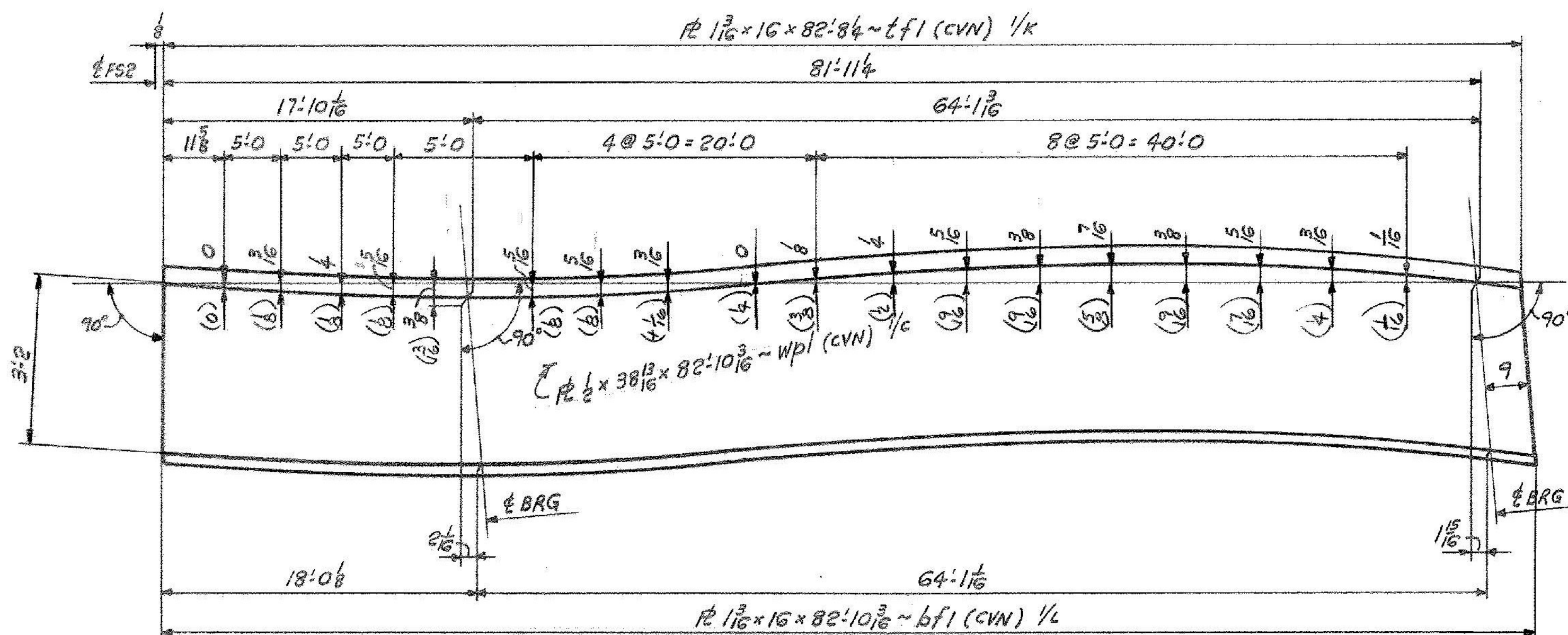
SHOP ASSEMBLY DIAGRAM - LINES 1 THRU 5



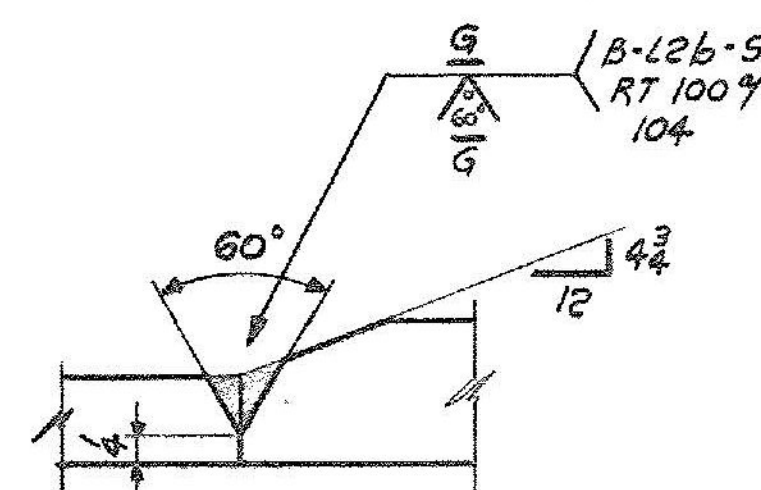
CAMBER DIAGRAM FOR G1A, G2A, G3A, G4A, G5A



CAMBER DIAGRAM FOR G1B, G2B, G3B, G4B, G5B



CAMBER DIAGRAM FOR G1C, G2C, G3C, G4C, G5C



DET. A

(+ #) DENOTES SHOP CAMBER ABOVE WORK LINE - NOT AS SHOWN

() DENOTES SHOP CAMBER

IT. NO. 506.91	BR. NO. 5	PROJ. NO. F-EGC-F020-1(10)	
FOR APPROVAL		FOR FILES & FIELD	
CAMBER DIAGRAMS			
APPROVED: 2-1-85	Bancroft & Martin Inc. South Portland, Maine 04106 JOB: U.S. RTE. 4 W.B. OVER DORR DRIVE RUTLAND, VERMONT CUSTOMER: MASKELL FENCE CO. DESIGNER: STATE OF VERMONT, AGENCY OF TRANS.		
7 12-27-84			APP.
8 2-6-85			FAB.
			F&F.
ORIG 3-26-86			VAT
REV. Δ	ORDER NO.	JOB NO.	
CHECKED 11/8/84 LT			
DRAWN 11-6-84 FK			
	4-45	52-1	