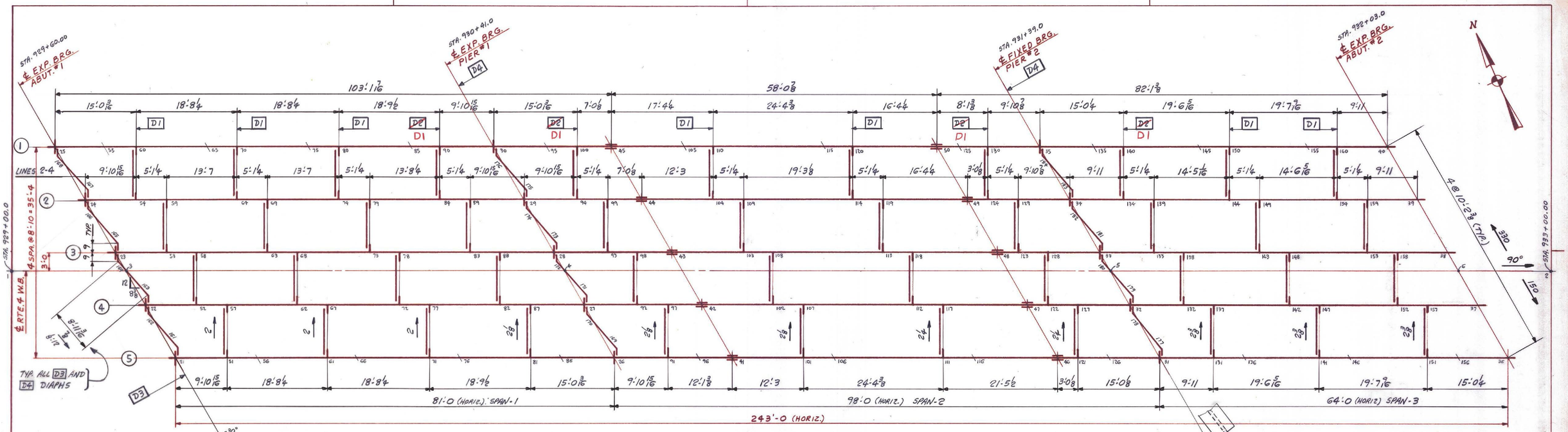

WESTBOUND FRAMING PLAN

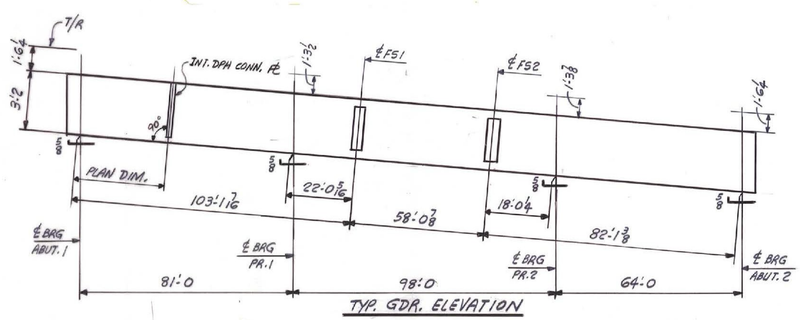

TYP. GDR. ELEVATION

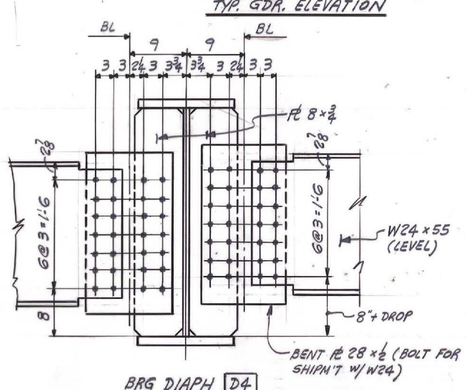

BRG DIAPH D4
(@ PIERS 1-4)
(LOOKING WEST)

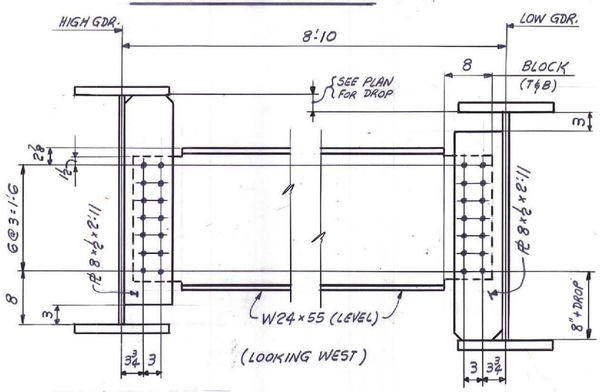

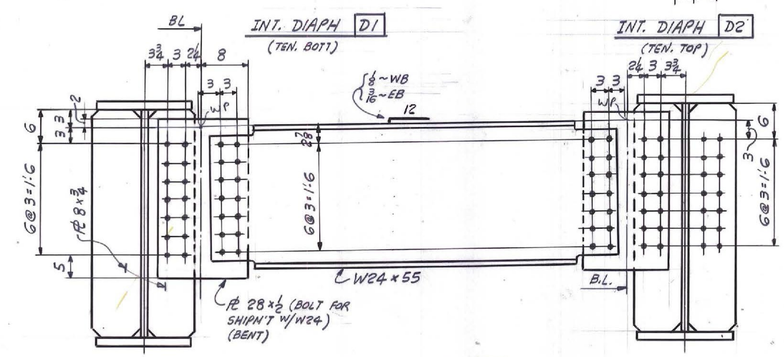

BRG DIAPH TYPE D3 (DEV)
(@ ABUTS 1 & 3)
(LOOKING WEST)

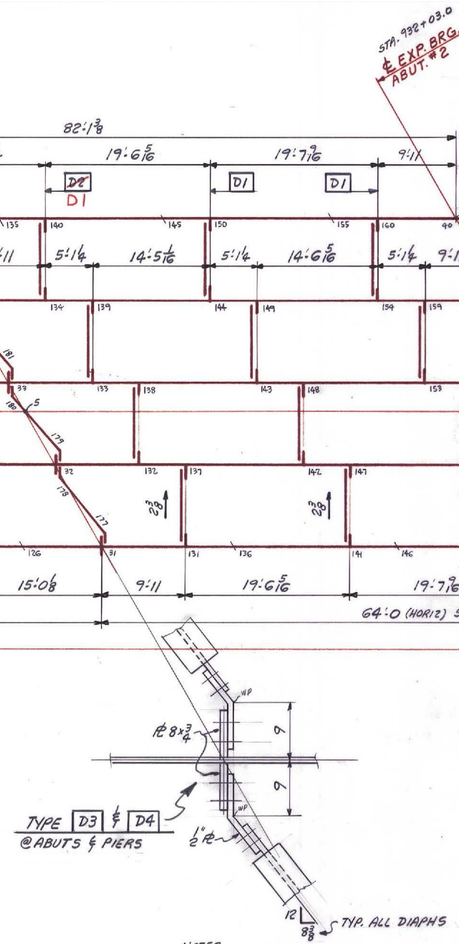

NOTES

1. ALL LONGITUDINAL DIMENSIONS ARE SLOPING ALONG BOTTOM OF WEB.
2. ALL TRANSVERSE DIMENSIONS ARE HORIZ.
3. ⟶ DENOTES DROP OR SLOPE. ARROW POINTS TO LOW END.
4. ENDS OF GIRDERS AND BRG STIFFENERS SHALL BE VERTICAL AFTER FULL DEAD LOAD APPLICATION.
5. INT. DIAPHS ARE NORMAL TO THE BOTTOM FLANGE.

BASIC 1-6, 21-184

IT. NO. 506.91	BR. NO. 5	PROJ. NO. F-EGC-F-020-1(10)	
FOR APPROVAL	FOR FILES & FIELD		
CALCULATION PLAN (WESTBOUND)			
APPROVED: 2-1-85	Bancroft & Martin Inc. South Portland, Maine 04106		
PRINT DIST.			
7	12-27-84	APP.	
8	2-6-85	FAB.	
		F&F.	
ORIG	3-26-86	VAT	
JOB: U.S. RTE. 4 W.B. OVER DORR DRIVE RUTLAND, VERMONT			
CUSTOMER: MASKELL FENCE CO.			
DESIGNER: STATE OF VERMONT AGENCY OF TRANS.			
REV. △	ORDER NO.	JOB NO.	DRAWING NO. / REV.
CHECKED 11/3/84 LT		4-45	W1 △
DRAWN 11-6-84 FK			

957-01, 04

HARLAN F. SPILLER CO.