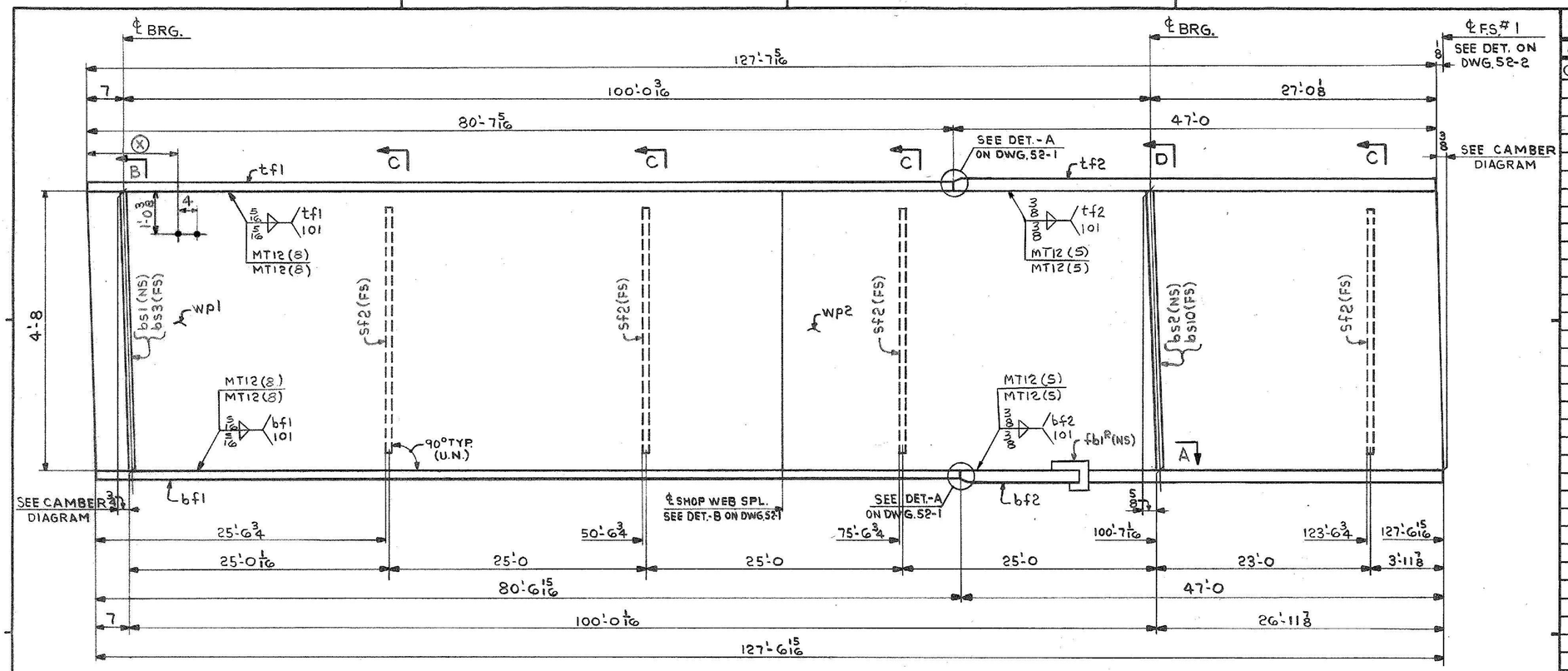

ONE-GIRDER-G12A

FOR GIRDER STANDARD DETAILS SEE DWG. 52-2.
FOR WEB & FLG. ℞ CUTTING & ASSEMBLY SEE DWG. 52-1.

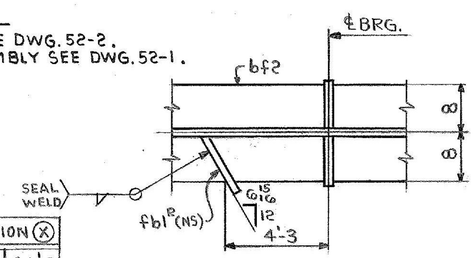

SECT.-A

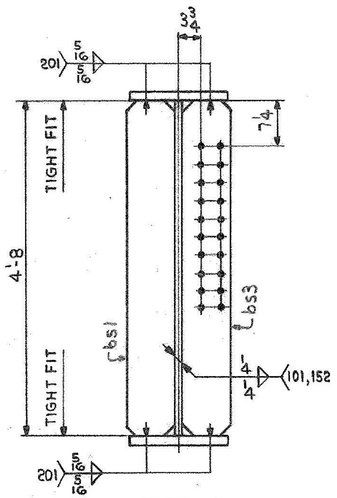

SECT.-B

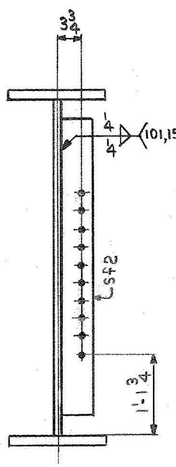

SECT.-C

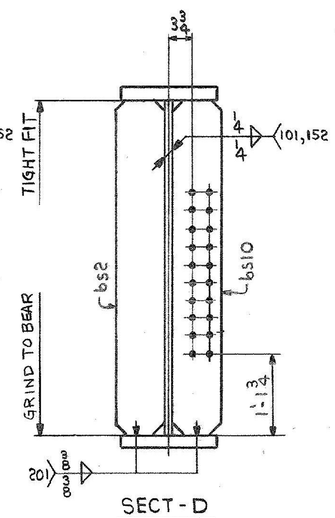

SECT-D

DIMENSION (X)	
2'-0	66'-0
6'-0	70'-0
10'-0	74'-0
14'-0	78'-0
18'-0	82'-0
22'-0	86'-0
26'-0	90'-0
30'-0	94'-0
34'-0	98'-0
38'-0	102'-0
42'-0	106'-0
46'-0	110'-0
50'-0	114'-0
54'-0	118'-0
58'-0	122'-0
62'-0	126'-0

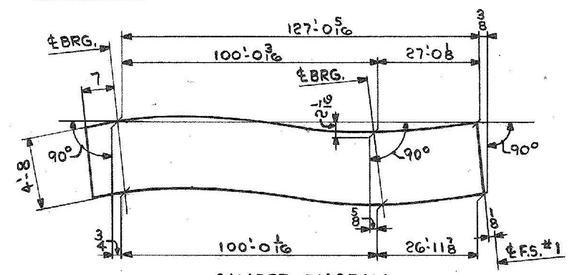

CAMBER DIAGRAM

SHIP MARK	NO.	MARK	SHAPE	LENGTH		WT.	ITEM NO.	WT	REMARKS
G12A	ONE		GIRDER						
	1	wp1	PL 5/8 x 56 11/16	63	10	5812 x 64'0	1/B		CVN
	1	wp2	PL 5/8 x 57 11/16	63	9 11/16	5812 x 64'0	1/C	15184	CVN
	1	tf1	PL 7/8 x 16	80	7 5/16	1° 80'10	1/F	3840	
	1	tf2	PL 1 3/4 x 16	47	0	1° 47'2	1/H	4478	CVN
									FLA 31232
	1	bf1	PL 7/8 x 16	80	6 15/16	1° 80'9	1/G	3837	CVN
	1	bf2	PL 1 3/4 x 16	47	0	1° 47'2	1/I	4478	
	1	bs1	PL 3/4 x 8	4	8	6	2/B	95	
	1	bs2	PL 3/4 x 8	4	8	@	2/B	95	
	1	bs3	PL 3/4 x 8	4	8	35° x	2/B	95	
	1	bs10	PL 3/4 x 8	4	8	10'0	2/B	95	
	4	sf2	PL 5/8 x 5	4	2	FLA 31239 29'6 1/2'0	2/C	177	
	1	fbl^R	PL 1/4 x 3 3/4	0	10 7/8	STR. RES.	2/G	3	
								32397#	

IT. NO. 506.91 | BR. NO. 6 | PROJ. NO. F020-1(10)

FOR APPROVAL | **FOR FILES & FIELD**

STEEL: ASTM. [ ] A36 [ ] A572 GR [X] A588 GR [ ] Unless Noted
WELDING ELECTRODE: [ ] E70 [X] See Welding Proc. [ ] None
SHOP CONN: [ ] Bolted [X] Welded [ ] None
FIELD CONN: [X] Bolted [ ] Welded [ ] None
HOLES: [ ] 13/16 [X] 15/16 [ ] [ ] Unless Noted [ ] None
PAINT: [X] None [ ] Shopcoat [ ] Galv. After Fab. [ ] As Noted
SPECIAL PAINT: NONE
SPECIAL CLEANING: [X] Blast Clean [ ] None SSPC-SP6

GIRDER - G12A

APPROVED: 2-1-85		
PRINT DIST.		
7	12-14-84	APP.
8	2-26-85	FAB.
		F&F.
ORIG	3-26-86	VAT
REV. △		
CHECKED	RW	12-13-84
DRAWN	DW	11-30-84

Bancroft & Martin Inc.
South Portland, Maine 04106

JOB: U.S. ROUTE 4 E.B. OVER OTTER CREEK
RUTLAND, VERMONT

CUSTOMER: EARTH CONSTRUCTION
DESIGNER: STATE OF VERMONT, AGENCY OF TRANS.

ORDER NO.	JOB NO.	DRAWING NO.	REV.
	4-44	52-8	△

956-08