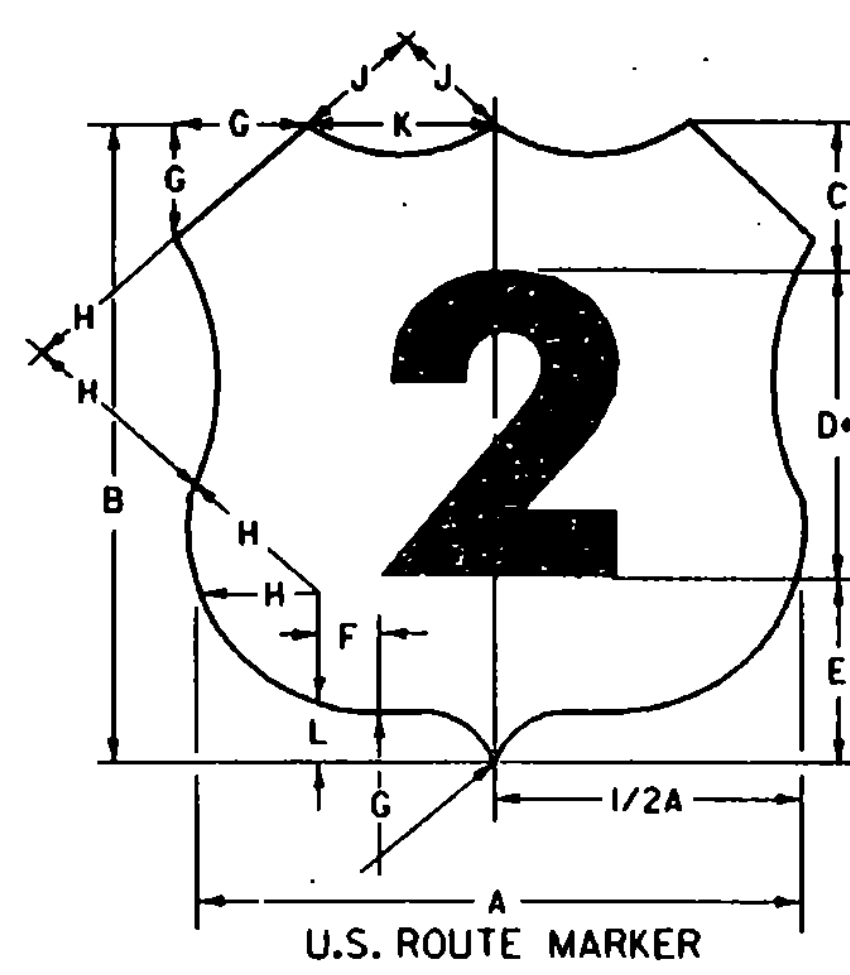
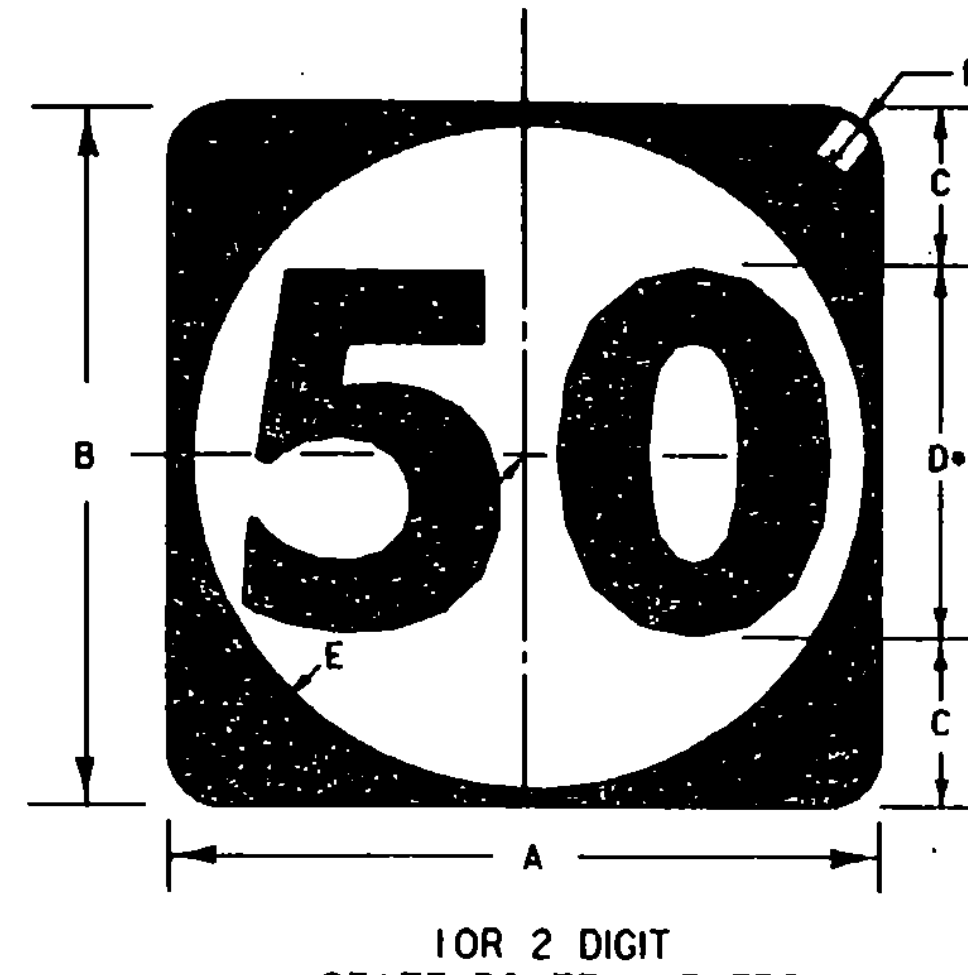


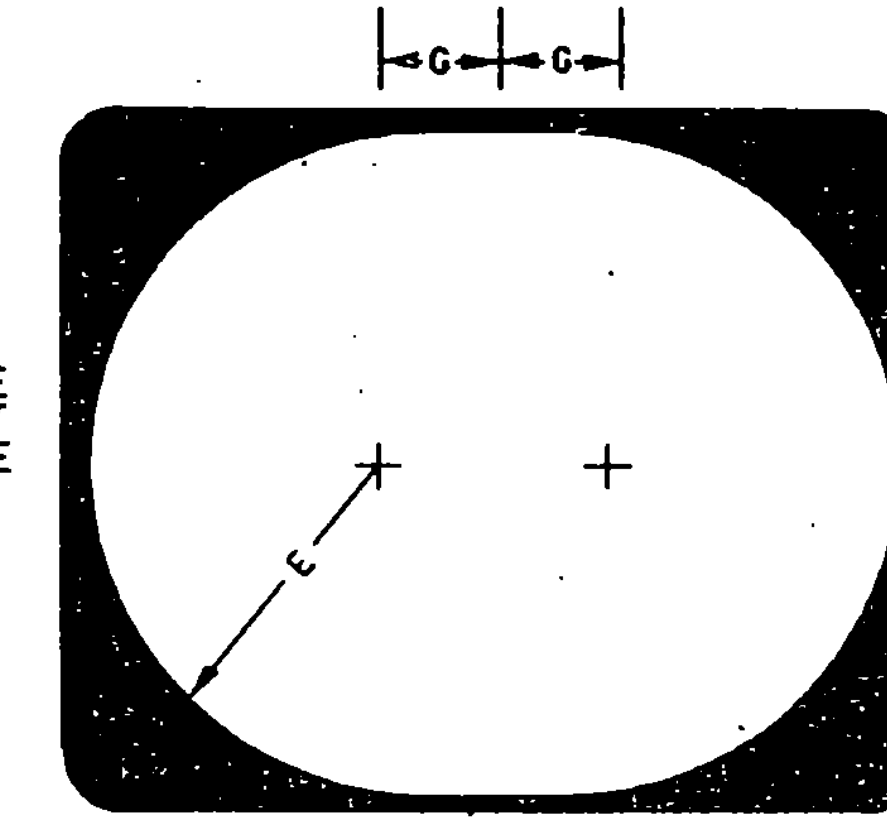
U.S. ROUTE MARKER



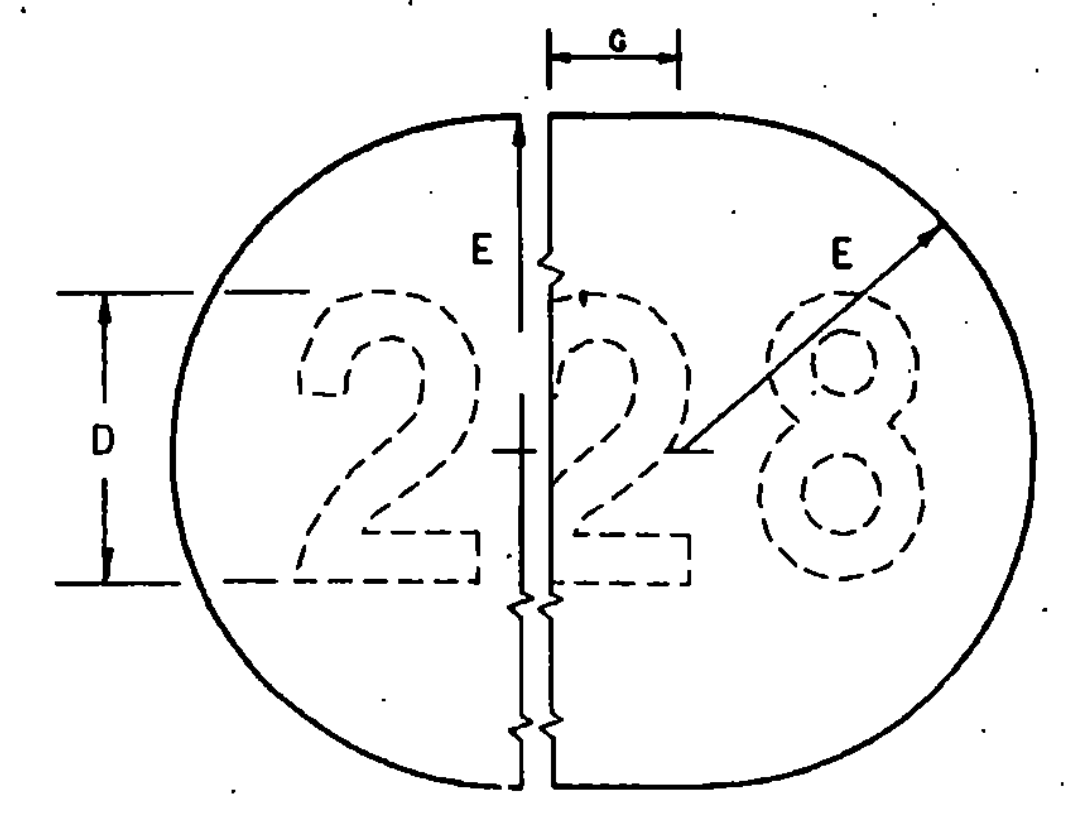
U.S. ROUTE MARKER FOR GUIDE SIGN USE



1 OR 2 DIGIT STATE ROUTE MARKERS



3 DIGIT STATE ROUTE MARKER (SEE DIMENSION CHART FOR 1 OR 2 DIGIT SIGNS)



STATE ROUTE MARKER FOR GUIDE SIGN USE

SIGN	DIMENSIONS (INCHES)														
	A	B	C	D	E	F	G	H	J	K	L	M	N	P	
1-DIGIT	24	24	5-1/2	120	6-1/2	1	5-1/2	2-1/2	7-1/2	7	5-1/2	4-1/2	1/2	1-1/2	
1-DIGIT	36	36	8-1/4	180	9-3/4	1-1/2	8-1/4	3-3/4	11-1/4	10-1/2	8-1/4	6-1/2	3/4	2-1/4	
3-DIGIT	30	24	5-1/2	120	6-1/2	4	5-1/2	2-1/2	7-1/2	10	9-1/2	4-1/2	1/2	1-1/2	
3-DIGIT	45	36	8-1/4	180	9-3/4	5-1/2	8-1/4	3-3/4	11-1/4	15	14-1/4	6-1/2	3/4	2-1/4	

SIGN	DIMENSIONS (INCHES)											
	A	B	C	D	E	F	G	H	J	K	L	
1,2-DIGIT	24	24	5-1/2	120	6-1/2	1	5	7	5	7	2	
1,2-DIGIT	36	36	8-1/4	180	9-3/4	1-1/2	7-1/2	10-1/2	7-1/2	10-1/2	3	
3-DIGIT	30	24	5-1/2	120	6-1/2	4	5	7	9	10	2	
3-DIGIT	45	36	8-1/4	180	9-3/4	5-1/2	7-1/2	10-1/2	13-1/2	15	3	

SIGN	DIMENSIONS (INCHES)						
	A	B	C	D	E	F	G
1,2-DIGIT	24	24	6	120	11	1-1/2	-
1,2-DIGIT	36	36	9	180	16-1/2	2-1/4	-
3-DIGIT	30	24	6	120	11	1-1/2	3
3-DIGIT	45	36	9	180	16-1/2	2-1/4	4-1/2

SIGN	DIMENSIONS (INCHES)		
	D	E	G
1,2-DIGIT	120	12	-
1,2-DIGIT	180	18	-
3-DIGIT	120	12	3
3-DIGIT	180	18	4-1/2

COLORS
TEXT AND BORDER - BLACK (NON REFL.)
BACKGROUND - WHITE (REFL.)

COLORS
TEXT - BLACK (NON REFL.)
BACKGROUND - WHITE (REFL.)

COLORS
TEXT AND BORDER - BLACK (NON REFL.)
BACKGROUND - WHITE (REFL.)

DESIGNS
THE DESIGNS OF STATE ROUTE MARKERS AND AUXILIARY MARKERS SHALL CONFORM WITH THE REQUIREMENTS SET FORTH IN THE "MANUAL ON TRAFFIC CONTROL DEVICES" PREPARED BY THE NATIONAL JOINT COMMITTEE ON TRAFFIC CONTROL DEVICES.

MATERIALS
THE SIGN BASE MATERIAL MAY BE ANY OF THE FOLLOWING, WITH THE MINIMUM THICKNESSES AS NOTED:

- FLAT SHEET ALUMINUM
 - LESS THAN 24" x 24" 0.050"
 - 24" x 24", 24" x 30" 0.080"
- GALVANIZED FLAT SHEET STEEL
 - LESS THAN 24" x 24" 18 GAGE
 - 24" x 24", 24" x 30" 16 GAGE

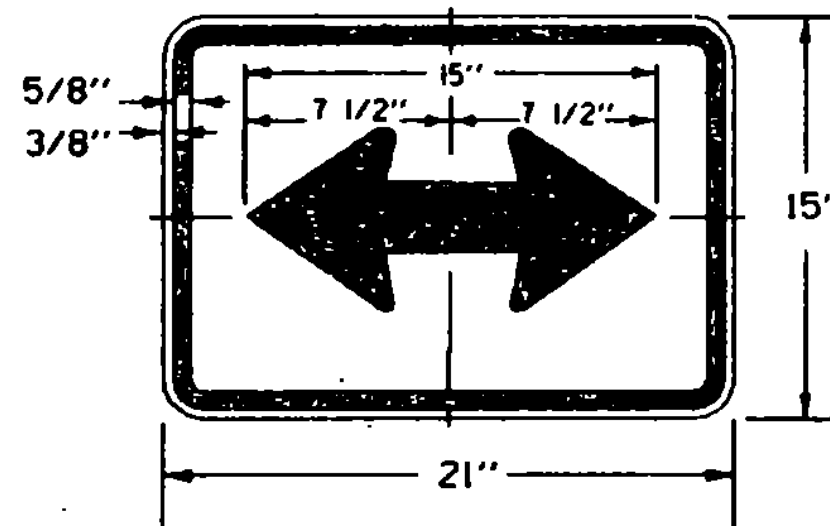
U.S. AND STATE ROUTE MARKERS TO BE MOUNTED ON INTERSTATE GUIDE SIGNS SHALL BE A MINIMUM THICKNESS AS FOR SIGNS LESS THAN 24" x 24".

THE REFLECTIVE MATERIAL SHALL BE WHITE REFLECTIVE SHEETING APPLIED TO THE ENTIRE BACKGROUND. THE TEXTS MAY BE LETTERING FILM, SILK SCREENED, OR HAND PAINTED.

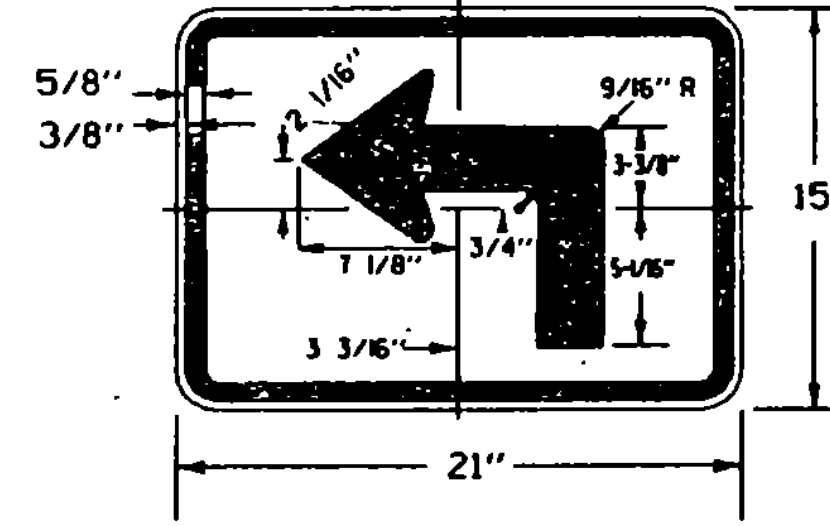
COLORS
U.S. AND STATE ROUTE MARKERS SHALL HAVE BLACK TEXT ON REFLECTORIZED WHITE BACKGROUNDS.

LETTERING
LETTERS AND DIGITS SHALL CONFORM WITH THE STANDARD ALPHABETS FOR HIGHWAY SIGNS APPROVED BY THE NATIONAL JOINT COMMITTEE ON UNIFORM TRAFFIC CONTROL DEVICES.

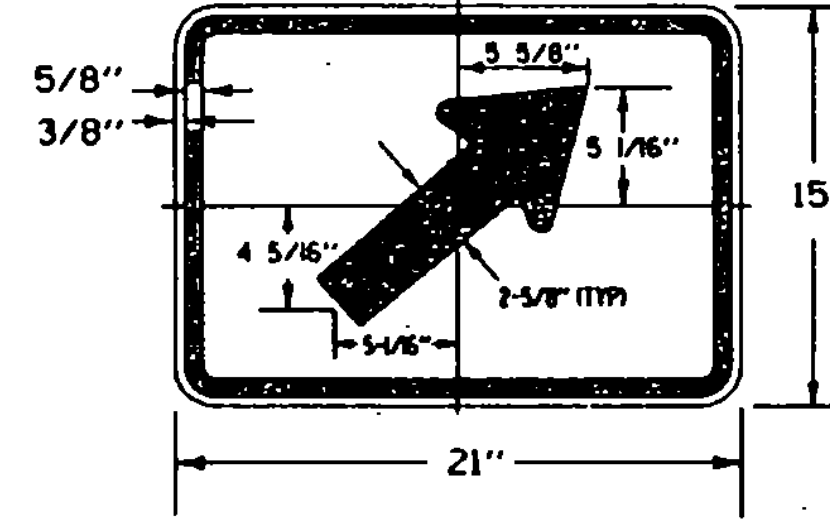
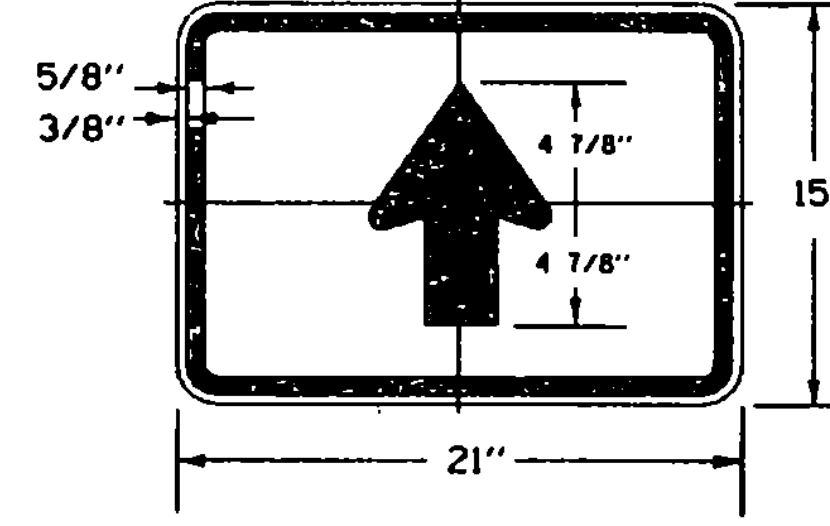
SPECIFICATIONS
U.S. AND STATE ROUTE MARKERS AND AUXILIARY ROUTE MARKERS SHALL MEET THE STANDARD STATE SPECIFICATIONS FOR TRAFFIC SIGNS.



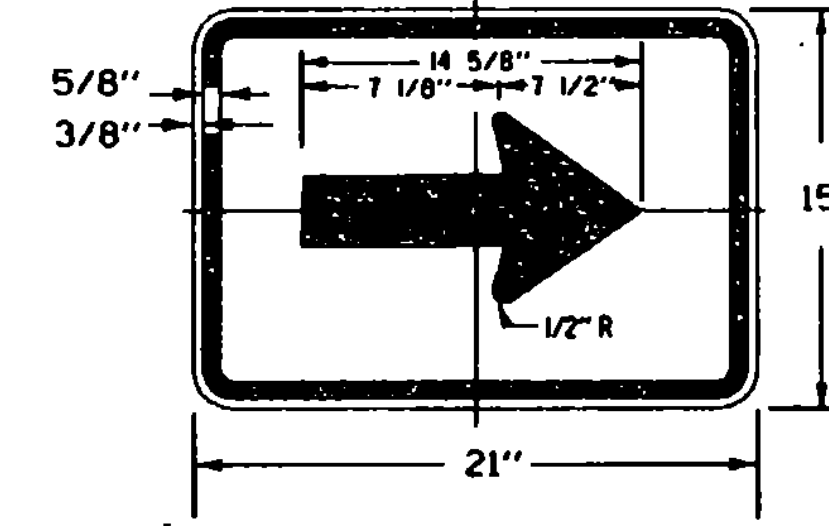
ALSO "SOUTH", "EAST", AND "WEST"



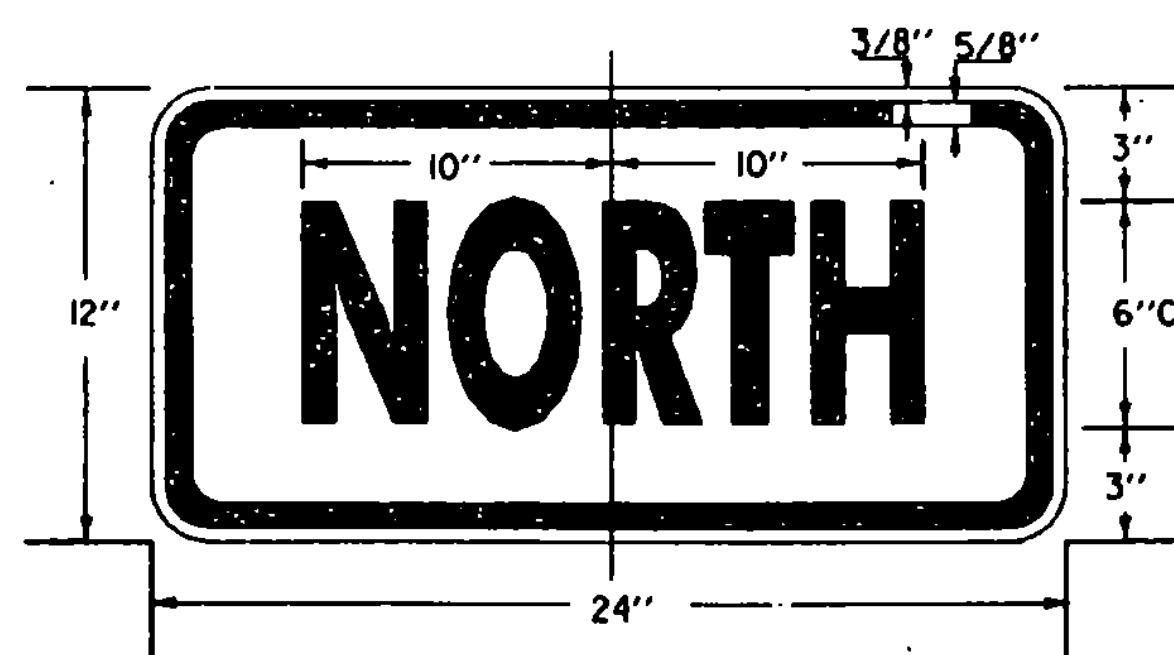
DIRECTION ARROW OR ADVANCE TURN ARROWS




ARROW DETAILS



TYPICAL RADIUS DETAIL



CARDINAL DIRECTION MARKER




TRAILBLAZER

REVISIONS AND CORRECTIONS
APRIL 29, 1988 - FHWA COMMENTS

APPROVED
SEPT. 10, 1987
DATE
David W. Killey
CHIEF ENGINEER
Arthur Glass
DIRECTOR OF PLANNING
AND PRE-CONSTRUCTION
Gordon S. MacArthur
TRAFFIC AND SAFETY ENGINEER

U.S. AND STATE ROUTE MARKER SIGN DETAILS



STANDARD E-136