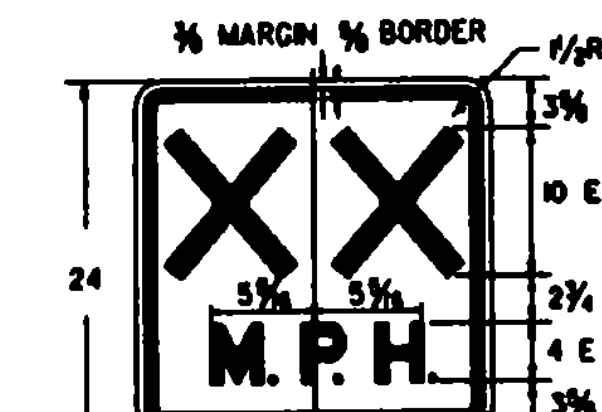
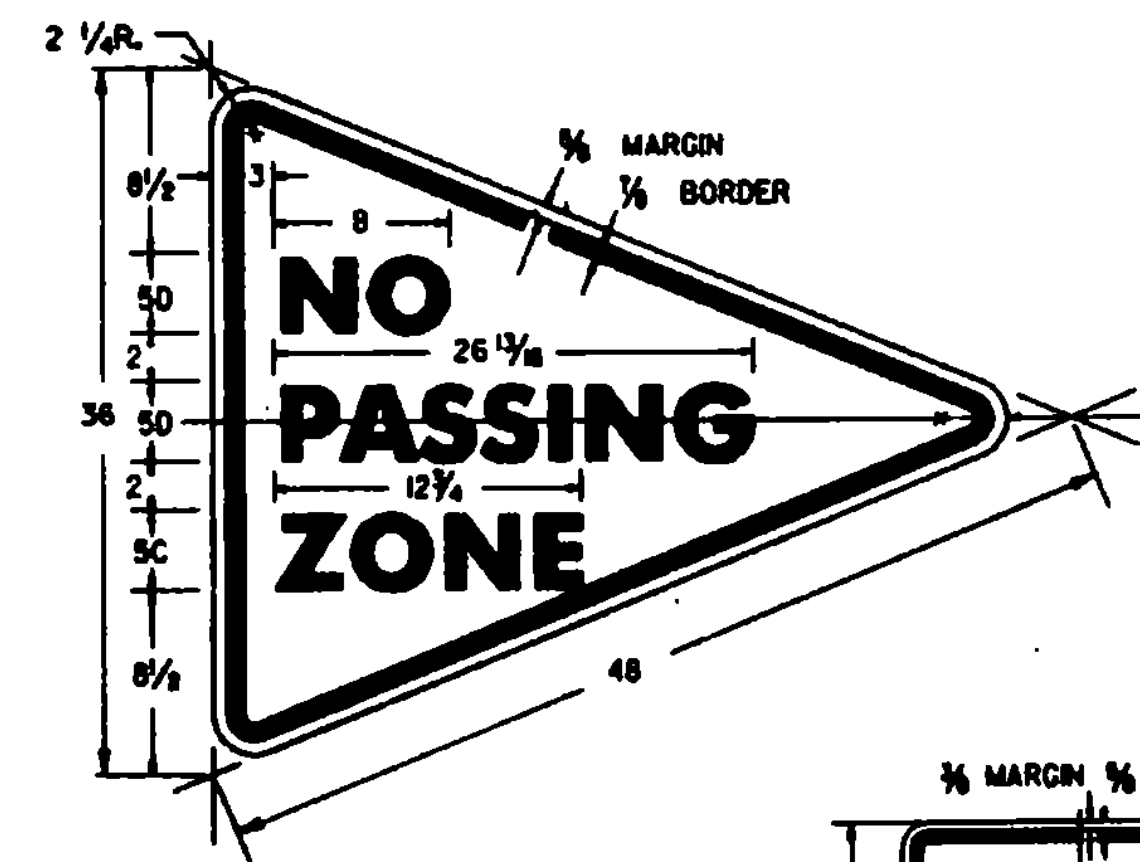



SIGN	DIMENSIONS (INCHES)							
	A	B	C	D	E	F	G	H
STD. & MIN.	36	3/8	1/8	5 3/4	15 3/4	4 1/4	10	2 1/4
SPECIAL	48	3/4	1/4	7 1/2	20	5	12 1/2	3

COLORS

SYMBOL & LEGEND - BLACK (NON-REFL) TOP CIRCLE RED (REFL) BOTTOM CIRCLE GREEN (REFL) BACKGROUND - ORANGE (REFL)



"X X" DENOTES ADVISORY SPEED AS SHOWN ON THE PLANS



COLORS: BLACK BORDER & TEXT WHITE (REFL.) BACKGROUND MATERIALS: PER STANDARD E-102

NOTES

SEE STANDARD SHEET E-100 FOR NOTES AND TEXT DETAILS. COLORS FOR SIGNS SHOWN ON THIS SHEET SHALL BE BLACK TEXT, BORDER AND SYMBOLS ON A REFLECTORIZED (ENCAPSULATED LENS) ORANGE BACKGROUND, UNLESS OTHERWISE NOTED.


SIGNS USED ONLY FOR DAYTIME MAINTENANCE OPERATIONS DO NOT NEED TO BE REFLECTORIZED HOWEVER, THESE SIGNS SHALL BE LABELED "DAYTIME USE ONLY" ON THE BACK OF THE SIGN PANEL WITH 3" SERIES C LETTERS.

REVISIONS AND CORRECTIONS
JAN. 23, - 1989 DEL. MOTORCYCLE SYMBOL SIGN AND SPEED SIGN, ADDED TWO SIGNS

APPROVED

OCT. 30, 1987
DATE
David C. Kelley
CHIEF ENGINEER
Arthur Shaw
DIRECTOR OF PLANNING AND PRE-CONSTRUCTION
Gordon R. MacArthur
TRAFFIC AND SAFETY ENGINEER

CONSTRUCTION SIGN DETAILS



STANDARD E-102